

SSK TOOLING SYSTEM

END MILL HOLDER & SIDE LOCK ARBOR

- FRÄSERFUTTER UND FLÄCHENSPANNFUTTER
- MANDRIN PORTE FRAISE À QUEUE CYLINDRIQUE, À MÉPLAT
- MANDRINI PORTA FRESA TIPO WELDON
- PORTAFRESAS Y EJES DE SUJECCION LATERAL



END MILL HOLDER

DIN 69871-SK

DIN 69893/ISO 12164-1-HSK

JIS B6339/MAS 403-BT

GOST 25827-93

SIDE LOCK ARBOR

CBT (BT DUAL CONTACT)

JIS B6339/MAS 403-BT

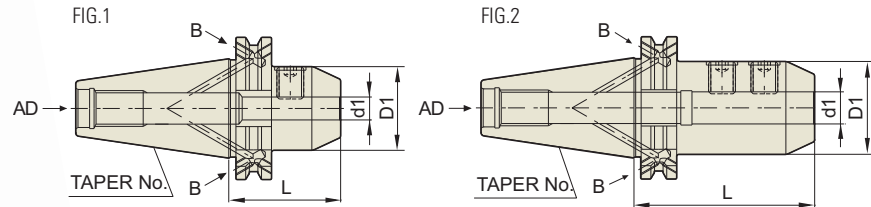
SSK

END MILL HOLDER

SSK Supreme

EMH

FRÄSERFUTTER UND FLÄCHENSPANNFUTTER
 MANDRIN PORTE FRAISE À QUEUE CYLINDRIQUE, À MÉPLAT
 MANDRINI PORTA FRESA TIPO WELDON
 PORTAFRESAS Y EJES DE SUJECCION LATERAL



■ DIN 69871-SK

DIN 69871
-SK

Taper Accuracy
AT3

G Value
2.5

RPM
25,000

Coolant System
AD or AD/B

Unit : mm

TAPER No.	MODEL No.	d1	D1	L	FIG.	WEIGHT (Kg)
30	SK30-EMH6-50	6	25	50	1	0.73
	SK30-EMH8-50	8	28	50	1	0.83
	SK30-EMH10-50	10	35	50	1	0.90
	SK30-EMH12-50	12	42	50	1	0.90
	SK30-EMH16-63	16	48	63	1	1.10
40	SK40AD/B-EMH6-50	6	25	50	1	0.86
	SK40AD/B-EMH8-50	8	28	50	1	0.89
	SK40AD/B-EMH10-50	10	35	50	1	0.95
	SK40AD/B-EMH12-50	12	42	50	1	1.03
	SK40AD/B-EMH16-63	16	48	63	1	1.26
	SK40AD/B-EMH20-63	20	52	63	1	1.28
	SK40AD/B-EMH25-100	25	65	100	2	2.28
	SK40AD/B-EMH32-100	32	72	100	2	2.50
50	SK50AD/B-EMH6-63	6	25	63	1	2.70
	SK50AD/B-EMH8-63	8	28	63	1	2.70
	SK50AD/B-EMH10-63	10	35	63	1	2.90
	SK50AD/B-EMH12-63	12	42	63	1	2.90
	SK50AD/B-EMH16-63	16	48	63	1	3.00
	SK50AD/B-EMH20-63	20	52	63	1	3.05
	SK50AD/B-EMH25-80	25	65	80	2	3.73
	SK50AD/B-EMH32-100	32	72	100	2	4.53
	SK50AD/B-EMH40-100	40	80	100	2	4.77
	SK50AD/B-EMH50-125	50	98	125	2	7.03

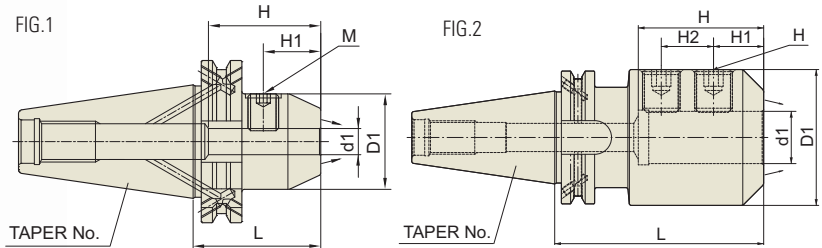
- ▶ CAT(ANSI B5.50) taper and Inch type products are available.
- ▶ Holder for cutting tools with Whistle notch shank is available.
- ▶ Combi-style holder with ball jointed clamping screw which can be used with cutting tools with Weldon and Whistle notch shank is available.

END MILL HOLDER (SPRAY NOZZLE TYPE)

SSK Supreme

EMH

FRÄSERFUTTER UND FLÄCHENSPANNFUTTER (SPRAYDÜSE)
 MANDRIN PORTE FRAISE À QUEUE CYLINDRIQUE, À MÉPLAT (BEC DE PULVÉRISATION)
 MANDRINI PORTA FRESA TIPO WELDON (UGELLO DI SPRUZZO)
 PORTAFRESAS Y EJES DE SUJECCION LATERAL (INYECTOR DE AEROSOL)



■ DIN 69871-SK

DIN 69871-SK	Taper Accuracy AT3	G Value 2.5	RPM 25,000	Coolant System AD/B+C
--------------	-----------------------	----------------	---------------	--------------------------

Unit : mm

TAPER No.	MODEL No.	d1	D1	L	H	H1	M	FIG.	WEIGHT (Kg)
40	SK40AD/B-EMH6C-50	6	25	50	35	18	M6	1	0.86
	SK40AD/B-EMH8C-50	8	28	50	35	18	M8	1	0.89
	SK40AD/B-EMH10C-50	10	35	50	35.5	20	M10	1	0.95
	SK40AD/B-EMH12C-50	12	42	50	36	22.5	M12	1	1.03
	SK40AD/B-EMH14C-50	14	44	50	36	22.5	M12	1	1.26
	SK40AD/B-EMH16C-63	16	48	63	46	24	M14	1	1.28
	SK40AD/B-EMH18C-63	18	50	63	46	24	M14	1	1.35
	SK40AD/B-EMH20C-63	20	52	63	48	25	M16	1	1.40
	SK40AD/B-EMH25C-100	25	65	100	55	25	M18	2	2.29
	SK40AD/B-EMH32C-100	32	72	100	57	28	M20	2	2.50
50	SK50AD/B-EMH6C-63	6	25	63	35	18	M6	1	2.70
	SK50AD/B-EMH8C-63	8	28	63	35	18	M8	1	2.70
	SK50AD/B-EMH10C-63	10	35	63	35.5	20	M10	1	2.90
	SK50AD/B-EMH12C-63	12	42	63	36	22.5	M12	1	2.90
	SK50AD/B-EMH14C-63	14	44	63	36	22.5	M12	1	3.00
	SK50AD/B-EMH16C-63	16	48	63	46	24	M14	1	3.00
	SK50AD/B-EMH18C-63	18	50	63	46	24	M14	1	3.00
	SK50AD/B-EMH20C-63	20	52	63	48	25	M16	1	3.05
	SK50AD/B-EMH25C-80	25	65	80	55	25	M18	2	3.73
	SK50AD/B-EMH32C-100	32	72	100	57	28	M20	2	4.53
	SK50AD/B-EMH40C-120	40	90	120	68	32	M20	2	4.80

- ▶ CAT(ANSI B5.50) taper and Inch type products are available.
- ▶ Holder for cutting tools with Whistle notch shank is available.
- ▶ Combi-style holder with ball jointed clamping screw which can be used with cutting tools with Weldon and Whistle notch shank is available.

Hydraulic Chuck
 Shrink Fit Holder
 ER Collet Chuck
 End Mill Holder & Side Lock Arbor
 Shell Mill Arbor
 Power Milling Chuck
 Morse Taper Arbor
 SK Slim Chuck
 Synchro Tapping Chuck
 Tapping ER Chuck
 Tapping Chuck
 Face Mill Arbor
 NC Drill Chuck & Other Tool Holders
 Boring System
 Accessory & Others

END MILL HOLDER

FRÄSERFUTTER UND FLÄCHENSPANNFUTTER
 MANDRIN PORTE FRAISE À QUEUE CYLINDRIQUE, À MÉPLAT
 MANDRINI PORTA FRESA TIPO WELDON
 PORTAFRESAS Y EJES DE SUJECCION LATERAL



FIG.1

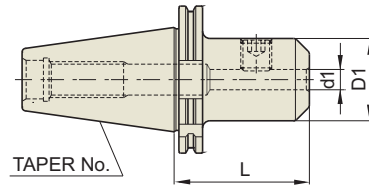
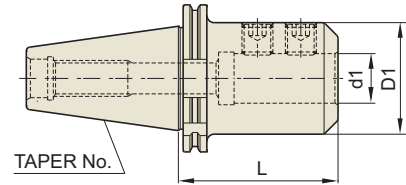


FIG.2

DIN 69871
-SKTaper
Accuracy
AT3G Value
6.3RPM
15,000Coolant
System
AD

■ DIN 69871-SK

◆ STUB

Unit : mm

TAPER No.	MODEL No.	d1	D1	L	FIG.	WEIGHT (Kg)
40	SK40-EMH16-35	16	44	35	1	0.86
	SK40-EMH20-35	20	44	35	1	0.91
	SK40-EMH25-60	25	50	60	1	0.97

◆ STANDARD

Unit : mm

TAPER No.	MODEL No.	d1	D1	L	FIG.	WEIGHT (Kg)
30	SK30-EMH6-50	6	25	50	1	0.73
	SK30-EMH8-50	8	28	50	1	0.83
	SK30-EMH10-50	10	35	50	1	0.90
	SK30-EMH12-50	12	42	50	1	0.90
	SK30-EMH16-63	16	48	63	1	1.10
40	SK40-EMH6-50	6	25	50	1	0.86
	SK40-EMH8-50	8	28	50	1	0.89
	SK40-EMH10-50	10	35	50	1	0.95
	SK40-EMH12-50	12	42	50	1	1.03
	SK40-EMH16-63	16	48	63	1	1.26
	SK40-EMH20-63	20	52	63	1	1.28
	SK40-EMH25-100	25	65	100	2	2.28
50	SK40-EMH32-100	32	72	100	2	2.50
	SK50-EMH6-63	6	25	63	1	2.70
	SK50-EMH8-63	8	28	63	1	2.70
	SK50-EMH10-63	10	35	63	1	2.90
	SK50-EMH12-63	12	42	63	1	2.90
	SK50-EMH16-63	16	48	63	1	3.00
	SK50-EMH20-63	20	52	63	1	3.05
	SK50-EMH25-80	25	65	80	2	3.73
	SK50-EMH32-100	32	72	100	2	4.53
	SK50-EMH40-100	40	80	100	2	4.77
	SK50-EMH50-125	50	98	125	2	7.03

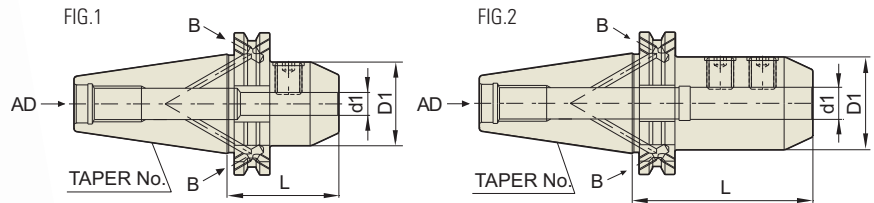
- ▶ CAT(ANSI B5.50) taper and Inch type products are available.
- ▶ Holder for cutting tools with Whistle notch shank is available.
- ▶ Combi-style holder with ball jointed clamping screw which can be used with cutting tools with Weldon and Whistle notch shank is available.

END MILL HOLDER

SSK POP

EMH

FRÄSERFUTTER UND FLÄCHENSPANNFUTTER
 MANDRIN PORTE FRAISE À QUEUE CYLINDRIQUE, À MÉPLAT
 MANDRINI PORTA FRESA TIPO WELDON
 PORTAFRESAS Y EJES DE SUJECCION LATERAL



■ DIN 69871-SK

DIN 69871-SK	Taper Accuracy AT3	G Value 6.3	RPM 15,000	Coolant System AD/B
--------------	-----------------------	----------------	---------------	------------------------

Unit : mm

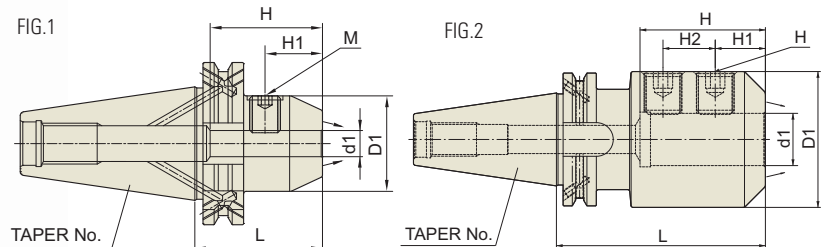
TAPER No.	MODEL No.	d1	D1	L	FIG.	WEIGHT (Kg)
40	SK40AD/B-EMH6-50	6	25	50	1	0.86
	SK40AD/B-EMH8-50	8	28	50	1	0.89
	SK40AD/B-EMH10-50	10	35	50	1	0.95
	SK40AD/B-EMH12-50	12	42	50	1	1.03
	SK40AD/B-EMH16-63	16	48	63	1	1.26
	SK40AD/B-EMH20-63	20	52	63	1	1.28
	SK40AD/B-EMH25-100	25	65	100	2	2.29
	SK40AD/B-EMH32-100	32	72	100	2	2.50
50	SK50AD/B-EMH6-63	6	25	63	1	2.70
	SK50AD/B-EMH8-63	8	28	63	1	2.70
	SK50AD/B-EMH10-63	10	35	63	1	2.90
	SK50AD/B-EMH12-63	12	42	63	1	2.90
	SK50AD/B-EMH16-63	16	48	63	1	3.00
	SK50AD/B-EMH20-63	20	52	63	1	3.05
	SK50AD/B-EMH25-80	25	65	80	2	3.73
	SK50AD/B-EMH32-100	32	72	100	2	4.53
	SK50AD/B-EMH40-100	40	80	100	2	4.77
	SK50AD/B-EMH50-125	50	98	125	2	7.03

- ▶ CAT(ANSI B5.50) taper and Inch type products are available.
- ▶ Holder for cutting tools with Whistle notch shank is available.
- ▶ Combi-style holder with ball jointed clamping screw which can be used with cutting tools with Weldon and Whistle notch shank is available.

Hydraulic Chuck
 Shrink Fit Holder
 ER Collet Chuck
 End Mill Holder & Side Lock Arbor
 Shell Mill Arbor
 Power Milling Chuck
 Morse Taper Arbor
 SK Slim Chuck
 Synchro Tapping Chuck
 Tapping ER Chuck
 Tapping Chuck
 Face Mill Arbor
 NC Drill Chuck & Other Tool Holders
 Boring System
 Accessory & Others

END MILL HOLDER (SPRAY NOZZLE TYPE)

FRÄSERFUTTER UND FLÄCHENSPANNFUTTER (SPRAYDÜSE)
 MANDRIN PORTE FRAISE À QUEUE CYLINDRIQUE, À MÉPLAT (BEC DE PULVÉRISATION)
 MANDRINI PORTA FRESA TIPO WELDON (UGELLO DI SPRUZZO)
 PORTAFRESAS Y EJES DE SUJECCION LATERAL (INYECTOR DE AEROSOL)



■ DIN 69871-SK

DIN 69871
-SK

Taper
Accuracy
AT3

G Value
6.3

RPM
15,000

Coolant
System
AD/B+C

Unit : mm

TAPER No.	MODEL No.	d1	D1	L	H	H1	M	FIG.	WEIGHT (Kg)
40	SK40AD/B-EMH6C-50	6	25	50	35	18	M6	1	0.86
	SK40AD/B-EMH8C-50	8	28	50	35	18	M8	1	0.89
	SK40AD/B-EMH10C-50	10	35	50	35.5	20	M10	1	0.95
	SK40AD/B-EMH12C-50	12	42	50	36	22.5	M12	1	1.03
	SK40AD/B-EMH14C-50	14	44	50	36	22.5	M12	1	1.26
	SK40AD/B-EMH16C-63	16	48	63	46	24	M14	1	1.28
	SK40AD/B-EMH18C-63	18	50	63	46	24	M14	1	1.35
	SK40AD/B-EMH20C-63	20	52	63	48	25	M16	1	1.40
	SK40AD/B-EMH25C-100	25	65	100	55	25	M18	2	2.29
	SK40AD/B-EMH32C-100	32	72	100	57	28	M20	2	2.50
50	SK50AD/B-EMH6C-63	6	25	63	35	18	M6	1	2.70
	SK50AD/B-EMH8C-63	8	28	63	35	18	M8	1	2.70
	SK50AD/B-EMH10C-63	10	35	63	35.5	20	M10	1	2.90
	SK50AD/B-EMH12C-63	12	42	63	36	22.5	M12	1	2.90
	SK50AD/B-EMH14C-63	14	44	63	36	22.5	M12	1	3.00
	SK50AD/B-EMH16C-63	16	48	63	46	24	M14	1	3.00
	SK50AD/B-EMH18C-63	18	50	63	46	24	M14	1	3.00
	SK50AD/B-EMH20C-63	20	52	63	48	25	M16	1	3.05
	SK50AD/B-EMH25C-80	25	65	80	55	25	M18	2	3.73
	SK50AD/B-EMH32C-100	32	72	100	57	28	M20	2	4.53
SK50AD/B-EMH40C-120	40	90	120	68	32	M20	2	4.80	

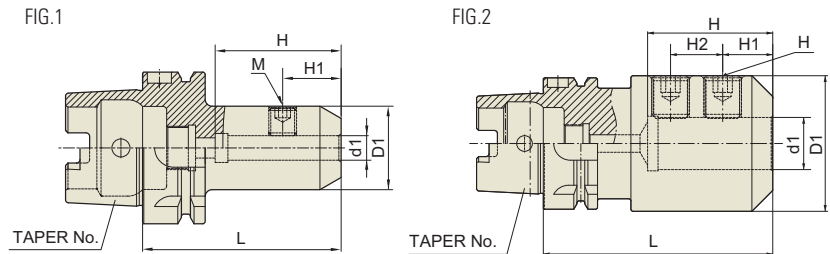
- ▶ CAT(ANSI B5.50) taper and Inch type products are available.
- ▶ Holder for cutting tools with Whistle notch shank is available.
- ▶ Combi-style holder with ball jointed clamping screw which can be used with cutting tools with Weldon and Whistle notch shank is available.

END MILL HOLDER

SSK Supreme

EMH

FRÄSERFUTTER UND FLÄCHENSPANNFUTTER
 MANDRIN PORTE FRAISE À QUEUE CYLINDRIQUE, À MÉPLAT
 MANDRINI PORTA FRESA TIPO WELDON
 PORTAFRESAS Y EJES DE SUJECCION LATERAL



■ DIN 69893/ISO 12164-1-HSK FORM A

DIN 69893 - HSK	Taper Accuracy -	G Value 2.5	RPM 25,000	Coolant System AD
-----------------	---------------------	----------------	---------------	----------------------

Unit : mm

TAPER No.	MODEL No.	d1	D1	L	H	H1	M	FIG.	WEIGHT (Kg)	
40A	HSK40A-EMH6-60	6	25	60	35	18	M6	1	0.30	
	HSK40A-EMH8-60	8	28	60	35	18	M8	1	0.30	
	HSK40A-EMH10-60	10	35	60	35.5	20	M10	1	0.30	
	HSK40A-EMH12-70	12	42	70	36	22.5	M12	1	0.40	
	HSK40A-EMH14-70	14	44	70	36	22.5	M12	1	0.40	
	HSK40A-EMH16-80	16	48	80	46	24	M14	1	0.60	
50A	HSK50A-EMH6-65	6	25	65	35	18	M6	1	0.70	
	HSK50A-EMH8-65	8	28	65	35	18	M8	1	0.80	
	HSK50A-EMH10-65	10	35	65	35.5	20	M10	1	0.80	
	HSK50A-EMH12-80	12	42	80	36	22.5	M12	1	1.20	
	HSK50A-EMH14-80	14	44	80	36	22.5	M12	1	1.30	
	HSK50A-EMH16-80	16	48	80	46	24	M14	1	1.30	
	HSK50A-EMH18-80	18	50	80	46	24	M14	1	1.40	
	HSK50A-EMH20-80	20	52	80	48	25	M16	1	1.50	
	63A	HSK63A-EMH6-65	6	25	65	35	18	M6	1	0.80
		HSK63A-EMH8-65	8	28	65	35	18	M8	1	0.80
HSK63A-EMH10-65		10	35	65	35.5	20	M10	1	0.90	
HSK63A-EMH12-80		12	42	80	36	22.5	M12	1	1.10	
HSK63A-EMH14-80		14	44	80	36	22.5	M12	1	1.20	
HSK63A-EMH16-80		16	48	80	46	24	M14	1	1.30	
HSK63A-EMH18-80		18	50	80	46	24	M14	1	1.40	
HSK63A-EMH20-80		20	52	80	48	25	M16	1	1.50	
HSK63A-EMH25-110		25	65	110	55	25	M18	2	2.30	
HSK63A-EMH32-110		32	72	110	57	28	M20	2	2.60	
100A	HSK100A-EMH6-80	6	25	80	35	18	M6	1	2.15	
	HSK100A-EMH8-80	8	28	80	35	18	M8	1	2.20	
	HSK100A-EMH10-80	10	35	80	35.5	20	M10	1	2.35	
	HSK100A-EMH12-80	12	42	80	36	22.5	M12	1	2.45	
	HSK100A-EMH14-80	14	44	80	36	22.5	M12	1	2.65	
	HSK100A-EMH16-100	16	48	100	46	24	M14	1	2.85	
	HSK100A-EMH18-100	18	50	100	46	24	M14	1	2.90	
	HSK100A-EMH20-100	20	52	100	48	25	M16	1	2.95	
	HSK100A-EMH25-100	25	65	100	55	25	M18	2	3.45	
	HSK100A-EMH32-100	32	72	100	57	28	M20	2	3.65	
	HSK100A-EMH40-120	40	90	120	68	32	M20	2	5.50	

- ▶ Holder for cutting tools with Whistle notch shank is available.
- ▶ Combi-style holder with ball jointed clamping screw which can be used with cutting tools with Weldon and Whistle notch shank is available.

Hydraulic Chuck
 Shrink Fit Holder
 ER Collet Chuck
 End Mill Holder & Side Lock Arbor
 Shell Mill Arbor
 Power Milling Chuck
 Morse Taper Arbor
 SK Slim Chuck
 Synchro Tapping Chuck
 Tapping ER Chuck
 Tapping Chuck
 Face Mill Arbor
 NC Drill Chuck & Other Tool Holders
 Boring System
 Accessory & Others

END MILL HOLDER (SPRAY NOZZLE TYPE)

SSK Supreme

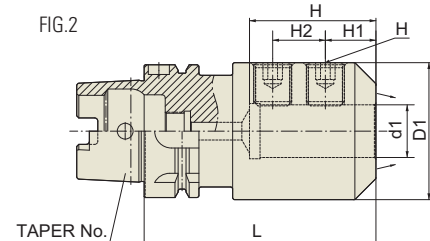
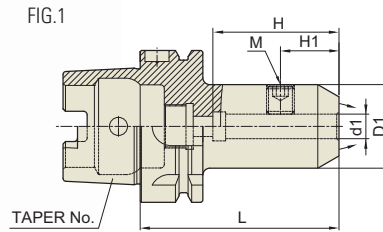
EMH

FRÄSERFUTTER UND FLÄCHENSANNFUTTER (SPRAYDÜSE)

MANDRIN PORTE FRAISE À QUEUE CYLINDRIQUE, À MÉPLAT (BEC DE PULVÉRISATION)

MANDRINI PORTA FRESA TIPO WELDON (UGELLO DI SPRUZZO)

PORTAFRESAS Y EJES DE SUJECCION LATERAL (INYECCION DE AEROSOL)



■ DIN 69893/ISO 12164-1-HSK FORM A

DIN 69893
- HSKTaper
Accuracy
-G Value
2.5RPM
25,000Coolant
System
AD+C

Unit : mm

TAPER No.	MODEL No.	d1	D1	L	H	H1	M	FIG.	WEIGHT (Kg)
40A	HSK40A-EMH6C-60	6	25	60	35	18	M6	1	0.30
	HSK40A-EMH8C-60	8	28	60	35	18	M8	1	0.30
	HSK40A-EMH10C-60	10	35	60	35.5	20	M10	1	0.30
	HSK40A-EMH12C-70	12	42	70	36	22.5	M12	1	0.40
	HSK40A-EMH14C-70	14	44	70	36	22.5	M12	1	0.40
	HSK40A-EMH16C-80	16	48	80	46	24	M14	1	0.60
50A	HSK50A-EMH6C-65	6	25	65	35	18	M6	1	0.70
	HSK50A-EMH8C-65	8	28	65	35	18	M8	1	0.80
	HSK50A-EMH10C-65	10	35	65	35.5	20	M10	1	0.80
	HSK50A-EMH12C-80	12	42	80	36	22.5	M12	1	1.20
	HSK50A-EMH14C-80	14	44	80	36	22.5	M12	1	1.30
	HSK50A-EMH16C-80	16	48	80	46	24	M14	1	1.30
	HSK50A-EMH18C-80	18	50	80	46	24	M14	1	1.40
	HSK50A-EMH20C-80	20	52	80	48	25	M16	1	1.50
63A	HSK63A-EMH6C-65	6	25	65	35	18	M6	1	0.80
	HSK63A-EMH8C-65	8	28	65	35	18	M8	1	0.80
	HSK63A-EMH10C-65	10	35	65	35.5	20	M10	1	0.90
	HSK63A-EMH12C-80	12	42	80	36	22.5	M12	1	1.10
	HSK63A-EMH14C-80	14	44	80	36	22.5	M12	1	1.20
	HSK63A-EMH16C-80	16	48	80	46	24	M14	1	1.30
	HSK63A-EMH18C-80	18	50	80	46	24	M14	1	1.40
	HSK63A-EMH20C-80	20	52	80	48	25	M16	1	1.50
100A	HSK63A-EMH25C-110	25	65	110	55	25	M18	2	2.30
	HSK63A-EMH32C-110	32	72	110	57	28	M20	2	2.60
	HSK100A-EMH6C-80	6	25	80	35	18	M6	1	2.15
	HSK100A-EMH8C-80	8	28	80	35	18	M8	1	2.20
	HSK100A-EMH10C-80	10	35	80	35.5	20	M10	1	2.35
	HSK100A-EMH12C-80	12	42	80	36	22.5	M12	1	2.45
	HSK100A-EMH14C-80	14	44	80	36	22.5	M12	1	2.65
	HSK100A-EMH16C-100	16	48	100	46	24	M14	1	2.85
	HSK100A-EMH18C-100	18	50	100	46	24	M14	1	2.90
	HSK100A-EMH20C-100	20	52	100	48	25	M16	1	2.95
100A	HSK100A-EMH25C-100	25	65	100	55	25	M18	2	3.45
	HSK100A-EMH32C-100	32	72	100	57	28	M20	2	3.65
	HSK100A-EMH40C-120	40	90	120	68	32	M20	2	5.50

▶ Holder for cutting tools with Whistle notch shank is available.

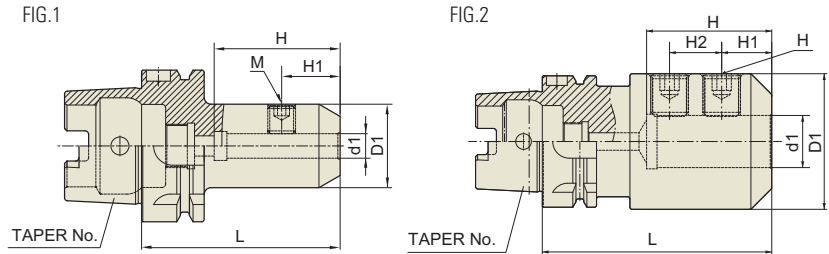
▶ Combi-style holder with ball jointed clamping screw which can be used with cutting tools with Weldon and Whistle notch shank is available.

END MILL HOLDER

SSK POP

EMH

FRÄSERFUTTER UND FLÄCHENSPANNFUTTER
 MANDRIN PORTE FRAISE À QUEUE CYLINDRIQUE, À MÉPLAT
 MANDRINI PORTA FRESA TIPO WELDON
 PORTAFRESAS Y EJES DE SUJECCION LATERAL



■ DIN 69893/ISO 12164-1-HSK FORM A

DIN 69893 - HSK	Taper Accuracy -	G Value 6.3	RPM 15,000	Coolant System AD
-----------------	---------------------	----------------	---------------	----------------------

Unit : mm

TAPER No.	MODEL No.	d1	D1	L	H	H1	M	FIG.	WEIGHT (Kg)	
40A	HSK40A-EMH6-60	6	25	60	35	18	M6	1	0.30	
	HSK40A-EMH8-60	8	28	60	35	18	M8	1	0.30	
	HSK40A-EMH10-60	10	35	60	35.5	20	M10	1	0.30	
	HSK40A-EMH12-70	12	42	70	36	22.5	M12	1	0.40	
	HSK40A-EMH14-70	14	44	70	36	22.5	M12	1	0.40	
	HSK40A-EMH16-80	16	48	80	46	24	M14	1	0.60	
50A	HSK50A-EMH6-65	6	25	65	35	18	M6	1	0.70	
	HSK50A-EMH8-65	8	28	65	35	18	M8	1	0.80	
	HSK50A-EMH10-65	10	35	65	35.5	20	M10	1	0.80	
	HSK50A-EMH12-80	12	42	80	36	22.5	M12	1	1.20	
	HSK50A-EMH14-80	14	44	80	36	22.5	M12	1	1.30	
	HSK50A-EMH16-80	16	48	80	46	24	M14	1	1.30	
	HSK50A-EMH18-80	18	50	80	46	24	M14	1	1.40	
	HSK50A-EMH20-80	20	52	80	48	25	M16	1	1.50	
	63A	HSK63A-EMH6-65	6	25	65	35	18	M6	1	0.80
		HSK63A-EMH8-65	8	28	65	35	18	M8	1	0.80
HSK63A-EMH10-65		10	35	65	35.5	20	M10	1	0.90	
HSK63A-EMH12-80		12	42	80	36	22.5	M12	1	1.10	
HSK63A-EMH14-80		14	44	80	36	22.5	M12	1	1.20	
HSK63A-EMH16-80		16	48	80	46	24	M14	1	1.30	
HSK63A-EMH18-80		18	50	80	46	24	M14	1	1.40	
HSK63A-EMH20-80		20	52	80	48	25	M16	1	1.50	
HSK63A-EMH25-110		25	65	110	55	25	M18	2	2.30	
HSK63A-EMH32-110		32	72	110	57	28	M20	2	2.60	
100A	HSK100A-EMH6-80	6	25	80	35	18	M6	1	2.15	
	HSK100A-EMH8-80	8	28	80	35	18	M8	1	2.20	
	HSK100A-EMH10-80	10	35	80	35.5	20	M10	1	2.35	
	HSK100A-EMH12-80	12	42	80	36	22.5	M12	1	2.45	
	HSK100A-EMH14-80	14	44	80	36	22.5	M12	1	2.65	
	HSK100A-EMH16-100	16	48	100	46	24	M14	1	2.85	
	HSK100A-EMH18-100	18	50	100	46	24	M14	1	2.90	
	HSK100A-EMH20-100	20	52	100	48	25	M16	1	2.95	
	HSK100A-EMH25-100	25	65	100	55	25	M18	2	3.45	
	HSK100A-EMH32-100	32	72	100	57	28	M20	2	3.65	
	HSK100A-EMH40-120	40	90	120	68	32	M20	2	5.50	

- ▶ Holder for cutting tools with Whistle notch shank is available.
- ▶ Combi-style holder with ball jointed clamping screw which can be used with cutting tools with Weldon and Whistle notch shank is available.

Hydraulic Chuck
 Shrink Fit Holder
 ER Collet Chuck
 End Mill Holder & Side Lock Arbor
 Shell Mill Arbor
 Power Milling Chuck
 Morse Taper Arbor
 SK Slim Chuck
 Synchro Tapping Chuck
 Tapping ER Chuck
 Tapping Chuck
 Face Mill Arbor
 NC Drill Chuck & Other Tool Holders
 Boring System
 Accessory & Others

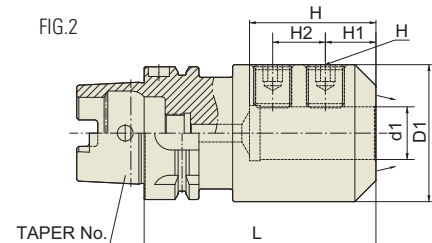
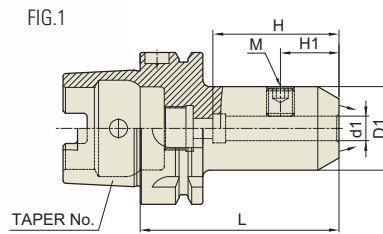
END MILL HOLDER (SPRAY NOZZLE TYPE)

FRÄSERFUTTER UND FLÄCHENSPANNFUTTER (SPRAYDÜSE)

MANDRIN PORTE FRAISE À QUEUE CYLINDRIQUE, À MÉPLAT (BEC DE PULVÉRISATION)

MANDRINI PORTA FRESA TIPO WELDON (UGELLO DI SPRUZZO)

PORTAFRESAS Y EJES DE SUJECCION LATERAL (INYECTOR DE AEROSOL)



■ DIN 69893/ISO 12164-1-HSK FORM A

DIN 69893
- HSKTaper
Accuracy
-G Value
6.3RPM
15,000Coolant
System
AD+C

Unit : mm

TAPER No.	MODEL No.	d1	D1	L	H	H1	M	FIG.	WEIGHT (Kg)
40A	HSK40A-EMH6C-60	6	25	60	35	18	M6	1	0.30
	HSK40A-EMH8C-60	8	28	60	35	18	M8	1	0.30
	HSK40A-EMH10C-60	10	35	60	35.5	20	M10	1	0.30
	HSK40A-EMH12C-70	12	42	70	36	22.5	M12	1	0.40
	HSK40A-EMH14C-70	14	44	70	36	22.5	M12	1	0.40
	HSK40A-EMH16C-80	16	48	80	46	24	M14	1	0.60
50A	HSK50A-EMH6C-65	6	25	65	35	18	M6	1	0.70
	HSK50A-EMH8C-65	8	28	65	35	18	M8	1	0.80
	HSK50A-EMH10C-65	10	35	65	35.5	20	M10	1	0.80
	HSK50A-EMH12C-80	12	42	80	36	22.5	M12	1	1.20
	HSK50A-EMH14C-80	14	44	80	36	22.5	M12	1	1.30
	HSK50A-EMH16C-80	16	48	80	46	24	M14	1	1.30
	HSK50A-EMH18C-80	18	50	80	46	24	M14	1	1.40
	HSK50A-EMH20C-80	20	52	80	48	25	M16	1	1.50
63A	HSK63A-EMH6C-65	6	25	65	35	18	M6	1	0.80
	HSK63A-EMH8C-65	8	28	65	35	18	M8	1	0.80
	HSK63A-EMH10C-65	10	35	65	35.5	20	M10	1	0.90
	HSK63A-EMH12C-80	12	42	80	36	22.5	M12	1	1.10
	HSK63A-EMH14C-80	14	44	80	36	22.5	M12	1	1.20
	HSK63A-EMH16C-80	16	48	80	46	24	M14	1	1.30
	HSK63A-EMH18C-80	18	50	80	46	24	M14	1	1.40
	HSK63A-EMH20C-80	20	52	80	48	25	M16	1	1.50
100A	HSK63A-EMH25C-110	25	65	110	55	25	M18	2	2.30
	HSK63A-EMH32C-110	32	72	110	57	28	M20	2	2.60
	HSK100A-EMH6C-80	6	25	80	35	18	M6	1	2.15
	HSK100A-EMH8C-80	8	28	80	35	18	M8	1	2.20
	HSK100A-EMH10C-80	10	35	80	35.5	20	M10	1	2.35
	HSK100A-EMH12C-80	12	42	80	36	22.5	M12	1	2.45
	HSK100A-EMH14C-80	14	44	80	36	22.5	M12	1	2.65
	HSK100A-EMH16C-100	16	48	100	46	24	M14	1	2.85
	HSK100A-EMH18C-100	18	50	100	46	24	M14	1	2.90
	HSK100A-EMH20C-100	20	52	100	48	25	M16	1	2.95
System	HSK100A-EMH25C-100	25	65	100	55	25	M18	2	3.45
	HSK100A-EMH32C-100	32	72	100	57	28	M20	2	3.65
	HSK100A-EMH40C-120	40	90	120	68	32	M20	2	5.50

▶ Holder for cutting tools with Whistle notch shank is available.

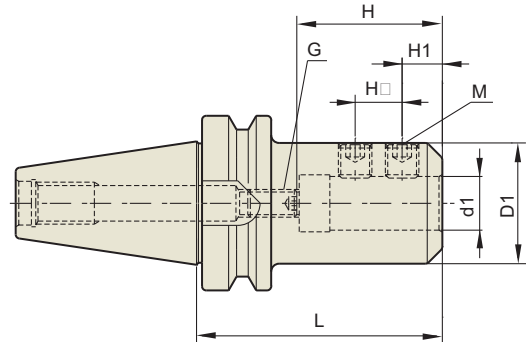
▶ Combi-style holder with ball jointed clamping screw which can be used with cutting tools with Weldon and Whistle notch shank is available.

SIDE LOCK ARBOR

SSK **Supreme**

SLA

FRÄSERFUTTER UND FLÄCHENSPANNFUTTER
 MANDRIN PORTE FRAISE À QUEUE CYLINDRIQUE, À MÉPLAT
 MANDRINI PORTA FRESA TIPO WELDON
 PORTAFRESAS Y EJES DE SUJECCION LATERAL



■ CBT (BT DUAL CONTACT)

CBT	Taper Accuracy AT3	G Value -	RPM -	Coolant System AD
-----	-----------------------	--------------	----------	----------------------

Unit : mm

TAPER No.	MODEL No.	d1	L	D1	H		H1	H2	M	G	WEIGHT (Kg)
					Min.	Max.					
30	CBT30-SLA6-60	6	60	25	20	35	18	-	M5	M5	0.70
	CBT30-SLA8-60	8	60	28	20	35	18	-	M6	M6	0.80
	CBT30-SLA10-60	10	60	35	35	50	14	13	M8	M8	0.90
	CBT30-SLA12-60	12	60	40	35	50	14	13	M10	M10	1.10
	CBT30-SLA14-60	14	60	40	35	50	14	13	M10	M10	1.20
	CBT30-SLA16-75	16	75	40	55	70	25	20	M12	M12	1.30
	CBT30-SLA20-75	20	75	50	55	70	25	20	M12	M12	1.40
	CBT30-SLA25-75	25	75	50	55	70	25	20	M14	M12	1.50
40	CBT30-SLA32-105	32	105	60	65	80	30	20	M16	M12	1.60
	CBT40-SLA6-60	6	60	25	20	35	18	-	M5	M5	1.10
	CBT40-SLA8-60	8	60	28	20	35	18	-	M6	M6	1.10
	CBT40-SLA10-60	10	60	35	35	50	14	13	M8	M8	1.20
	CBT40-SLA12-60	12	60	40	35	50	14	13	M10	M10	1.40
	CBT40-SLA16-90	16	90	40	55	70	25	20	M12	M12	1.50
	CBT40-SLA20-90	20	90	50	55	70	25	20	M12	M12	1.80
	CBT40-SLA25-90	25	90	50	55	70	25	20	M14	M12	1.70
	CBT40-SLA32-90	32	90	60	65	80	30	20	M16	M12	1.90
	CBT40-SLA40-90	40	90	63	65	80	30	20	M16	M12	1.80
50	CBT40-SLA42-90	42	90	63	65	80	30	20	M16	M12	1.80
	CBT50-SLA6-90	6	90	25	25	40	18	-	M5	M5	3.70
	CBT50-SLA8-90	8	90	28	25	40	18	-	M6	M6	3.90
	CBT50-SLA10-90	10	90	35	35	50	15	15	M8	M8	4.10
	CBT50-SLA12-90	12	90	40	40	55	15	15	M10	M10	4.30
	CBT50-SLA14-90	14	90	40	40	55	15	15	M10	M10	4.30
	CBT50-SLA16-105	16	105	40	55	70	25	20	M12	M12	4.40
	CBT50-SLA20-105	20	105	50	55	70	25	20	M12	M12	4.80
	CBT50-SLA25-105	25	105	50	55	70	25	20	M14	M12	4.70
	CBT50-SLA32-105	32	105	60	65	80	25	25	M16	M12	4.00
	CBT50-SLA40-105	40	105	63	65	80	25	25	M16	M12	4.50
	CBT50-SLA42-105	42	105	63	65	80	25	25	M16	M12	4.70
	CBT50-SLA50.8-121	50.8	121	95	-	87	34	36	M20	-	5.00

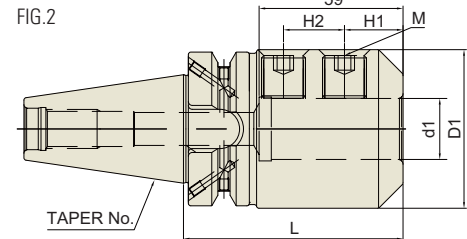
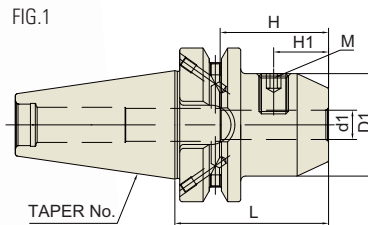
- ▶ Standard design of side lock arbor is for cutting tools with straight shank having flat face.
- ▶ Regarding Balancing Grade, please discuss separately.

END MILL HOLDER

SSK Supreme

EMH

FRÄSERFUTTER UND FLÄCHENSPANNFUTTER
 MANDRIN PORTE FRAISE À QUEUE CYLINDRIQUE, À MÉPLAT
 MANDRINI PORTA FRESA TIPO WELDON
 PORTAFRESAS Y EJES DE SUJECCION LATERAL



JIS B6339
-BT

Taper Accuracy
AT3

G Value
2.5

RPM
25,000

Coolant System
AD or AD/B

■ JIS B6339/MAS 403-BT

Unit : mm

TAPER No.	MODEL No.	d1	D1	L	H	H1	M	FIG.	WEIGHT (Kg)
30	BT30-EMH6-50	6	25	50	35	18	M6	1	
	BT30-EMH8-50	8	28	50	35	18	M8	1	
	BT30-EMH10-50	10	35	50	35.5	20	M10	1	
	BT30-EMH12-55	12	42	55	36	22.5	M12	1	
	BT30-EMH14-55	14	44	55	36	22.5	M12	1	
	BT30-EMH16-63	16	48	63	46	24	M14	1	
	BT30-EMH18-63	18	50	63	46	24	M14	1	
	BT30-EMH20-70	20	52	70	48	25	M16	1	
40	BT40AD/B-EMH6-50	6	25	50	35	18	M6	1	1.00
	BT40AD/B-EMH8-50	8	28	50	35	18	M8	1	1.00
	BT40AD/B-EMH10-63	10	35	63	35.5	20	M10	1	1.10
	BT40AD/B-EMH12-63	12	42	63	36	22.5	M12	1	1.30
	BT40AD/B-EMH14-63	14	44	63	36	22.5	M12	1	1.40
	BT40AD/B-EMH16-63	16	48	63	46	24	M14	1	1.70
	BT40AD/B-EMH18-63	18	50	63	46	24	M14	1	1.70
	BT40AD/B-EMH20-63	20	52	63	48	25	M16	1	1.80
	BT40AD/B-EMH25-90	25	65	90	55	25	M18	2	1.80
	BT40AD/B-EMH32-100	32	72	100	57	28	M20	2	2.00
50	BT50AD/B-EMH6-63	6	25	63	35	18	M6	1	3.30
	BT50AD/B-EMH8-63	8	28	63	35	18	M8	1	3.60
	BT50AD/B-EMH10-65	10	35	65	35.5	20	M10	1	3.80
	BT50AD/B-EMH12-80	12	42	80	36	22.5	M12	1	3.80
	BT50AD/B-EMH14-80	14	44	80	36	22.5	M12	1	4.00
	BT50AD/B-EMH16-80	16	48	80	46	24	M14	1	4.00
	BT50AD/B-EMH18-80	18	50	80	46	24	M14	1	4.20
	BT50AD/B-EMH20-80	20	52	80	48	25	M16	1	4.20
	BT50AD/B-EMH25-100	25	65	100	55	25	M18	2	4.60
	BT50AD/B-EMH32-105	32	72	105	57	28	M20	2	4.70
	BT50AD/B-EMH40-120	40	90	120	68	32	M20	2	4.90

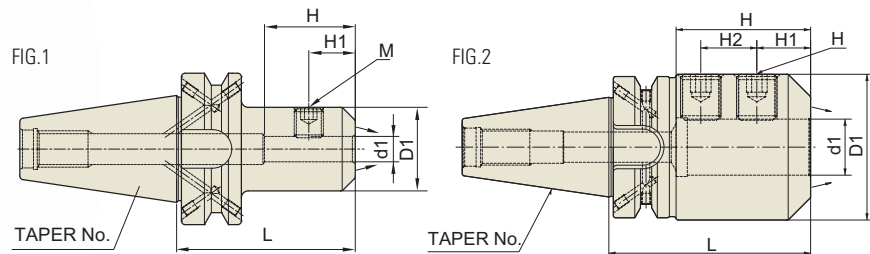
- ▶ CAT(ANSI B5.50) taper and Inch type products are available.
- ▶ Holder for cutting tools with Whistle notch shank is available.
- ▶ Combi-style holder with ball jointed clamping screw which can be used with cutting tools with Weldon and Whistle notch shank is available.

END MILL HOLDER (SPRAY NOZZLE TYPE)

SSK Supreme

EMH

FRÄSERFUTTER UND FLÄCHENSPANNFUTTER (SPRAYDÜSE)
 MANDRIN PORTE FRAISE À QUEUE CYLINDRIQUE, À MÉPLAT (BEC DE PULVÉRISATION)
 MANDRINI PORTA FRESA TIPO WELDON (UGELLO DI SPRUZZO)
 PORTAFRESAS Y EJES DE SUJECCION LATERAL (INYECTOR DE AEROSOL)



■ JIS B6339/MAS 403-BT

JIS B6339 -BT	Taper Accuracy AT3	G Value 2.5	RPM 25,000	Coolant System AD/B+C
------------------	--------------------------	----------------	---------------	-----------------------------

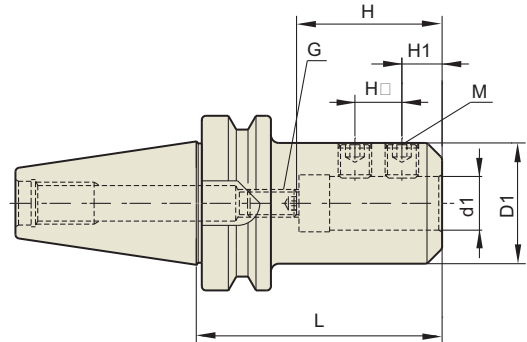
Unit : mm

TAPER No.	MODEL No.	d1	D1	L	H	H1	M	FIG.	WEIGHT (Kg)
40	BT40AD/B-EMH6C-50	6	25	50	35	18	M6	1	1.00
	BT40AD/B-EMH8C-50	8	28	50	35	18	M8	1	1.00
	BT40AD/B-EMH10C-63	10	35	63	35.5	20	M10	1	1.10
	BT40AD/B-EMH12C-63	12	42	63	36	22.5	M12	1	1.30
	BT40AD/B-EMH14C-63	14	44	63	36	22.5	M12	1	1.40
	BT40AD/B-EMH16C-63	16	48	63	46	24	M14	1	1.70
	BT40AD/B-EMH18C-63	18	50	63	46	24	M14	1	1.70
	BT40AD/B-EMH20C-63	20	52	63	48	25	M16	1	1.80
	BT40AD/B-EMH25C-90	25	65	90	55	25	M18	2	1.80
	BT40AD/B-EMH32C-100	32	72	100	57	28	M20	2	2.00
50	BT50AD/B-EMH6C-63	6	25	63	35	18	M6	1	3.30
	BT50AD/B-EMH8C-63	8	28	63	35	18	M8	1	3.60
	BT50AD/B-EMH10C-65	10	35	65	35.5	20	M10	1	3.80
	BT50AD/B-EMH12C-80	12	42	80	36	22.5	M12	1	3.80
	BT50AD/B-EMH14C-80	14	44	80	36	22.5	M12	1	4.00
	BT50AD/B-EMH16C-80	16	48	80	46	24	M14	1	4.00
	BT50AD/B-EMH18C-80	18	50	80	46	24	M14	1	4.20
	BT50AD/B-EMH20C-80	20	52	80	48	25	M16	1	4.20
	BT50AD/B-EMH25C-100	25	65	100	55	25	M18	2	4.60
	BT50AD/B-EMH32C-105	32	72	105	57	28	M20	2	4.70
	BT50AD/B-EMH40C-120	40	90	120	68	32	M20	2	4.90

- ▶ CAT(ANSI B5.50) taper and Inch type products are available.
- ▶ Holder for cutting tools with Whistle notch shank is available.
- ▶ Combi-style holder with ball jointed clamping screw which can be used with cutting tools with Weldon and Whistle notch shank is available.

SIDE LOCK ARBOR

FRÄSERFUTTER UND FLÄCHENSPANNFUTTER
 MANDRIN PORTE FRAISE À QUEUE CYLINDRIQUE, À MÉPLAT
 MANDRINI PORTA FRESA TIPO WELDON
 PORTAFRESAS Y EJES DE SUJECCION LATERAL



JIS B6339 -BT	Taper Accuracy AT3	G Value -	RPM -	Coolant System AD
------------------	--------------------------	--------------	----------	-------------------------

■ JIS B6339/MAS 403-BT

Unit : mm

TAPER No.	MODEL No.	d1	L	D1	H		H1	H2	M	G	WEIGHT (Kg)
					Min.	Max.					
30	BT30-SLA 6-60	6	60	25	20	35	18	-	M5	M5	0.70
	BT30-SLA 8-60	8	60	28	20	35	18	-	M6	M6	0.80
	BT30-SLA10-60	10	60	35	35	50	14	13	M8	M8	0.90
	BT30-SLA12-60	12	60	40	35	50	14	13	M10	M10	1.10
	BT30-SLA14-60	14	60	40	35	50	14	13	M10	M10	1.20
	BT30-SLA16-75	16	75	40	55	70	25	20	M12	M12	1.30
	BT30-SLA20-75	20	75	50	55	70	25	20	M12	M12	1.40
	BT30-SLA25-75	25	75	50	55	70	25	20	M14	M12	1.50
40	BT30-SLA32-105	32	105	60	65	80	30	20	M16	M12	1.60
	BT40-SLA6-60	6	60	25	20	35	18	-	M5	M5	1.10
	BT40-SLA8-60	8	60	28	20	35	18	-	M6	M6	1.10
	BT40-SLA10-60	10	60	35	35	50	14	13	M8	M8	1.20
	BT40-SLA12-60	12	60	40	35	50	14	13	M10	M10	1.40
	BT40-SLA16-90	16	90	40	55	70	25	20	M12	M12	1.50
	BT40-SLA20-90	20	90	50	55	70	25	20	M12	M12	1.80
	BT40-SLA25-90	25	90	50	55	70	25	20	M14	M12	1.70
50	BT40-SLA32-90	32	90	60	65	80	30	20	M16	M12	1.90
	BT40-SLA40-90	40	90	63	65	80	30	20	M16	M12	1.80
	BT40-SLA42-90	42	90	63	65	80	30	20	M16	M12	1.80
	BT50-SLA6-90	6	90	25	25	40	18	-	M5	M5	3.70
	BT50-SLA8-90	8	90	28	25	40	18	-	M6	M6	3.90
	BT50-SLA10-90	10	90	35	35	50	15	15	M8	M8	4.10
	BT50-SLA12-90	12	90	40	40	55	15	15	M10	M10	4.30
	BT50-SLA14-90	14	90	40	40	55	15	15	M10	M10	4.30
	BT50-SLA16-105	16	105	40	55	70	25	20	M12	M12	4.40
	BT50-SLA20-105	20	105	50	55	70	25	20	M12	M12	4.80
Boring System	BT50-SLA25-105	25	105	50	55	70	25	20	M14	M12	4.70
	BT50-SLA32-105	32	105	60	65	80	25	25	M16	M12	4.00
	BT50-SLA40-105	40	105	70	65	80	25	25	M16	M12	4.50
	BT50-SLA42-105	42	105	70	65	80	25	25	M16	M12	4.70
	BT50-SLA50.8-121	50.8	121	95	-	87	34	36	M20	-	5.00

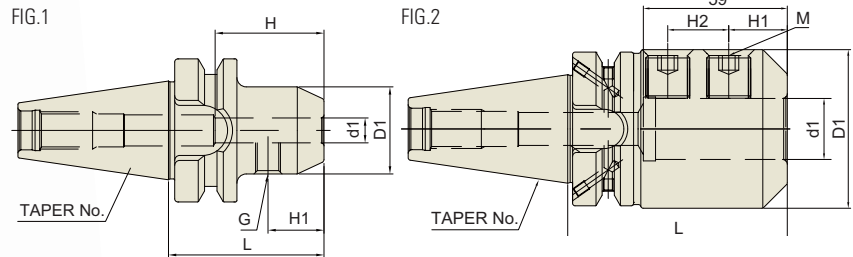
- ▶ CAT(ANSI B5.50) taper and Inch type products are available.
- ▶ Standard design of side lock arbor is for cutting tools with straight shank having flat face.
- ▶ Regarding Balancing Grade, please discuss separately.

END MILL HOLDER

SSK POP

EMH

FRÄSERFUTTER UND FLÄCHENSPANNFUTTER
 MANDRIN PORTE FRAISE À QUEUE CYLINDRIQUE, À MÉPLAT
 MANDRINI PORTA FRESA TIPO WELDON
 PORTAFRESAS Y EJES DE SUJECCION LATERAL



■ JIS B6339/MAS 403-BT

JIS B6339 -BT	Taper Accuracy AT3	G Value 6.3	RPM 15,000	Coolant System AD
------------------	--------------------------	----------------	---------------	-------------------------

Unit : mm

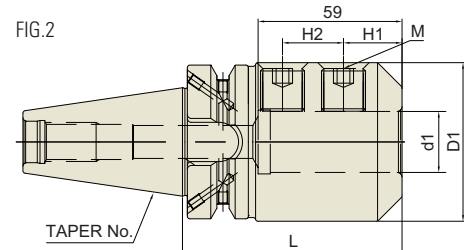
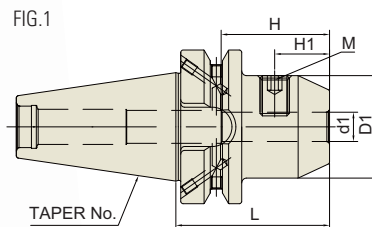
TAPER No.	MODEL No.	d1	D1	L	H	H1	M	FIG.	WEIGHT (Kg)
30	BT30-EMH6-50	6	25	50	35	18	M6	1	
	BT30-EMH8-50	8	28	50	35	18	M8	1	
	BT30-EMH10-50	10	35	50	35.5	20	M10	1	
	BT30-EMH12-55	12	42	55	36	22.5	M12	1	
	BT30-EMH14-55	14	44	55	36	22.5	M12	1	
	BT30-EMH16-63	16	48	63	46	24	M14	1	
	BT30-EMH18-63	18	50	63	46	24	M14	1	
	BT30-EMH20-70	20	52	70	48	25	M16	1	
40	BT40-EMH6-50	6	25	50	35	18	M6	1	1.00
	BT40-EMH8-50	8	28	50	35	18	M8	1	1.00
	BT40-EMH10-63	10	35	63	35.5	20	M10	1	1.10
	BT40-EMH12-63	12	42	63	36	22.5	M12	1	1.30
	BT40-EMH14-63	14	44	63	36	22.5	M12	1	1.40
	BT40-EMH16-63	16	48	63	46	24	M14	1	1.70
	BT40-EMH18-63	18	50	63	46	24	M14	1	1.70
	BT40-EMH20-63	20	52	63	48	25	M16	1	1.80
	BT40-EMH25-90	25	65	90	55	25	M18	2	1.80
	BT40-EMH32-100	32	72	100	57	28	M20	2	2.00
50	BT50-EMH6-63	6	25	63	35	18	M6	1	3.30
	BT50-EMH8-63	8	28	63	35	18	M8	1	3.60
	BT50-EMH10-65	10	35	65	35.5	20	M10	1	3.80
	BT50-EMH12-80	12	42	80	36	22.5	M12	1	3.80
	BT50-EMH14-80	14	44	80	36	22.5	M12	1	4.00
	BT50-EMH16-80	16	48	80	46	24	M14	1	4.00
	BT50-EMH18-80	18	50	80	46	24	M14	1	4.20
	BT50-EMH20-80	20	52	80	48	25	M16	1	4.20
	BT50-EMH25-100	25	65	100	55	25	M18	2	4.60
	BT50-EMH32-105	32	72	105	57	28	M20	2	4.70
BT50-EMH40-120	40	90	120	68	32	M20	2	4.90	

- ▶ CAT(ANSI B5.50) taper and Inch type products are available.
- ▶ Holder for cutting tools with Whistle notch shank is available.
- ▶ Combi-style holder with ball jointed clamping screw which can be used with cutting tools with Weldon and Whistle notch shank is available.

Hydraulic Chuck
 Shrink Fit Holder
 ER Collet Chuck
 End Mill Holder & Side Lock Arbor
 Shell Mill Arbor
 Power Milling Chuck
 Morse Taper Arbor
 SK Slim Chuck
 Synchro Tapping Chuck
 Tapping ER Chuck
 Tapping Chuck
 Face Mill Arbor
 NC Drill Chuck & Other Tool Holders
 Boring System
 Accessory & Others

END MILL HOLDER

FRÄSERFUTTER UND FLÄCHENSPANNFUTTER
 MANDRIN PORTE FRAISE À QUEUE CYLINDRIQUE, À MÉPLAT
 MANDRINI PORTA FRESA TIPO WELDON
 PORTAFRESAS Y EJES DE SUJECCION LATERAL



JIS B6339
-BT

Taper
Accuracy
AT3

G Value
6.3

RPM
15,000

Coolant
System
AD/B

■ JIS B6339/MAS 403-BT

Unit : mm

TAPER No.	MODEL No.	d1	D1	L	H	H1	M	FIG.	WEIGHT (Kg)
40	BT40AD/B-EMH6-50	6	25	50	35	18	M6	1	1.00
	BT40AD/B-EMH8-50	8	28	50	35	18	M8	1	1.00
	BT40AD/B-EMH10-63	10	35	63	35.5	20	M10	1	1.10
	BT40AD/B-EMH12-63	12	42	63	36	22.5	M12	1	1.30
	BT40AD/B-EMH14-63	14	44	63	36	22.5	M12	1	1.40
	BT40AD/B-EMH16-63	16	48	63	46	24	M14	1	1.70
	BT40AD/B-EMH18-63	18	50	63	46	24	M14	1	1.70
	BT40AD/B-EMH20-63	20	52	63	48	25	M16	1	1.80
	BT40AD/B-EMH25-90	25	65	90	55	25	M18	2	1.80
	BT40AD/B-EMH32-100	32	72	100	57	28	M20	2	2.00
50	BT50AD/B-EMH6-63	6	25	63	35	18	M6	1	3.30
	BT50AD/B-EMH8-63	8	28	63	35	18	M8	1	3.60
	BT50AD/B-EMH10-65	10	35	65	35.5	20	M10	1	3.80
	BT50AD/B-EMH12-80	12	42	80	36	22.5	M12	1	3.80
	BT50AD/B-EMH14-80	14	44	80	36	22.5	M12	1	4.00
	BT50AD/B-EMH16-80	16	48	80	46	24	M14	1	4.00
	BT50AD/B-EMH18-80	18	50	80	46	24	M14	1	4.20
	BT50AD/B-EMH20-80	20	52	80	48	25	M16	1	4.20
	BT50AD/B-EMH25-100	25	65	100	55	25	M18	2	4.60
	BT50AD/B-EMH32-105	32	72	105	57	28	M20	2	4.70
BT50AD/B-EMH40-120	40	90	120	68	32	M20	2	4.90	

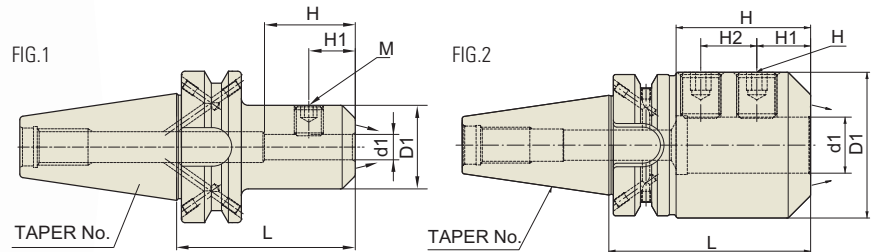
- ▶ CAT(ANSI B5.50) taper and Inch type products are available.
- ▶ Holder for cutting tools with Whistle notch shank is available.
- ▶ Combi-style holder with ball jointed clamping screw which can be used with cutting tools with Weldon and Whistle notch shank is available.

END MILL HOLDER (SPRAY NOZZLE TYPE)

SSK POP

EMH

FRÄSERFUTTER UND FLÄCHENSPANNFUTTER (SPRAYDÜSE)
 MANDRIN PORTE FRAISE À QUEUE CYLINDRIQUE, À MÉPLAT (BEC DE PULVÉRISATION)
 MANDRINI PORTA FRESA TIPO WELDON (UGELLO DI SPRUZZO)
 PORTAFRESAS Y EJES DE SUJECCION LATERAL (INYECTOR DE AEROSOL)



■ JIS B6339/MAS 403-BT

JIS B6339 -BT	Taper Accuracy AT3	G Value 6.3	RPM 15,000	Coolant System AD/B+C
------------------	--------------------------	----------------	---------------	-----------------------------

Unit : mm

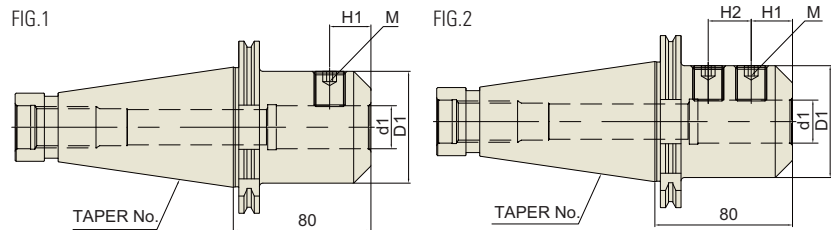
TAPER No.	MODEL No.	d1	D1	L	H	H1	M	FIG.	WEIGHT (Kg)
40	BT40AD/B-EMH6C-50	6	25	50	35	18	M6	1	1.00
	BT40AD/B-EMH8C-50	8	28	50	35	18	M8	1	1.00
	BT40AD/B-EMH10C-63	10	35	63	35.5	20	M10	1	1.10
	BT40AD/B-EMH12C-63	12	42	63	36	22.5	M12	1	1.30
	BT40AD/B-EMH14C-63	14	44	63	36	22.5	M12	1	1.40
	BT40AD/B-EMH16C-63	16	48	63	46	24	M14	1	1.70
	BT40AD/B-EMH18C-63	18	50	63	46	24	M14	1	1.70
	BT40AD/B-EMH20C-63	20	52	63	48	25	M16	1	1.80
	BT40AD/B-EMH25C-90	25	65	90	55	25	M18	2	1.80
	BT40AD/B-EMH32C-100	32	72	100	57	28	M20	2	2.00
50	BT50AD/B-EMH6C-63	6	25	63	35	18	M6	1	3.30
	BT50AD/B-EMH8C-63	8	28	63	35	18	M8	1	3.60
	BT50AD/B-EMH10C-65	10	35	65	35.5	20	M10	1	3.80
	BT50AD/B-EMH12C-80	12	42	80	36	22.5	M12	1	3.80
	BT50AD/B-EMH14C-80	14	44	80	36	22.5	M12	1	4.00
	BT50AD/B-EMH16C-80	16	48	80	46	24	M14	1	4.00
	BT50AD/B-EMH18C-80	18	50	80	46	24	M14	1	4.20
	BT50AD/B-EMH20C-80	20	52	80	48	25	M16	1	4.20
	BT50AD/B-EMH25C-100	25	65	100	55	25	M18	2	4.60
	BT50AD/B-EMH32C-105	32	72	105	57	28	M20	2	4.70
	BT50AD/B-EMH40C-120	40	90	120	68	32	M20	2	4.90

- ▶ CAT(ANSI B5.50) taper and Inch type products are available.
- ▶ Holder for cutting tools with Whistle notch shank is available.
- ▶ Combi-style holder with ball jointed clamping screw which can be used with cutting tools with Weldon and Whistle notch shank is available.

Hydraulic Chuck
 Shrink Fit Holder
 ER Collet Chuck
 End Mill Holder & Side Lock Arbor
 Shell Mill Arbor
 Power Milling Chuck
 Morse Taper Arbor
 SK Slim Chuck
 Synchro Tapping Chuck
 Tapping ER Chuck
 Tapping Chuck
 Face Mill Arbor
 NC Drill Chuck & Other Tool Holders
 Boring System
 Accessory & Others

END MILL HOLDER

FRÄSERFUTTER UND FLÄCHENSPANNFUTTER
 MANDRIN PORTE FRAISE À QUEUE CYLINDRIQUE, À MÉPLAT
 MANDRINI PORTA FRESA TIPO WELDON
 PORTAFRESAS Y EJES DE SUJECCION LATERAL



■ GOST 25827-93

GOST
25827-93

Taper
Accuracy
AT3

G Value
-

RPM
-

Coolant
System
A

Unit : mm

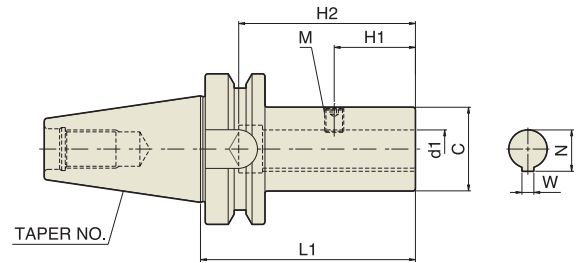
TAPER No.	MODEL No.	d1	D1	L	H	H1	H2	M	FIG.	WEIGHT (Kg)
40	GOST40-EMH6-50	6	25	50	35	18	-	M6	1	
	GOST40-EMH8-50	8	28	50	35	18	-	M8	1	
	GOST40-EMH10-50	10	35	50	35.5	20	-	M10	1	
	GOST40-EMH12-50	12	42	50	36	22.5	-	M12	1	
	GOST40-EMH14-63	14	44	63	36	22.5	-	M12	1	
	GOST40-EMH16-63	16	48	63	46	24	-	M14	1	
	GOST40-EMH18-63	18	50	63	46	24	-	M14	1	
	GOST40-EMH20-63	20	52	63	48	25	-	M16	1	
	GOST40-EMH25-80	25	65	80	55	24	25	M18	2	
	GOST40-EMH32-80	32	72	80	57	24	28	M20	2	
50	GOST50-EMH6-63	6	25	63	35	18	-	M6	1	
	GOST50-EMH8-63	8	28	63	35	18	-	M8	1	
	GOST50-EMH10-63	10	35	63	35.5	20	-	M10	1	
	GOST50-EMH12-63	12	42	63	36	22.5	-	M12	1	
	GOST50-EMH14-63	14	44	63	36	22.5	-	M12	1	
	GOST50-EMH16-63	16	48	63	46	24	-	M14	1	
	GOST50-EMH18-63	18	50	63	46	24	-	M14	1	
	GOST50-EMH20-63	20	52	63	48	25	-	M16	1	
	GOST50-EMH25-80	25	65	80	55	24	25	M18	2	
	GOST50-EMH32-80	32	72	80	63	24	28	M20	2	
GOST50-EMH40-90	40	80	90	68	30	32	M20	2		

SIDE LOCK ARBOR

SSK **POP**

SLB

FRÄSERFUTTER UND FLÄCHENSPANNFUTTER
 MANDRIN PORTE FRAISE À QUEUE CYLINDRIQUE, À MÉPLAT
 MANDRINI PORTA FRESA TIPO WELDON
 PORTAFRESAS Y EJES DE SUJECCION LATERAL



■ JIS B6339/MAS 403-BT

JIS B6339 -BT	Taper Accuracy AT3	G Value -	RPM -	Coolant System A
--------------------------	-----------------------------------	----------------------	------------------	---------------------------------

Unit : mm

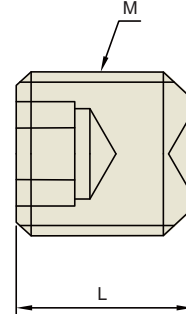
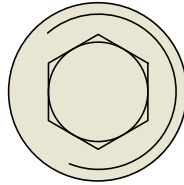
TAPER No.	MODEL No.	d1	D1	L	H1	H2	M	W	N	WEIGHT (Kg)
40	BT40-SLB26-105	26	50	105	40	85	M10	5	28.2	1.30
	BT40-SLB35-135	35	60	135	55	105	M10	6	37.6	2.20
	BT40-SLB35T-135	35	60	135	55	105	M10	7	38.2	2.20
50	BT50-SLB26-105	26	50	105	40	85	M10	5	28.2	4.40
	BT50-SLB35-135	35	60	135	55	106	M10	6	37.6	4.70
	BT50-SLB35T-135	35	60	135	55	106	M10	7	38.2	4.70
	BT50-SLB48-165	48	80	165	65	129	M10	8	51.0	6.50

▶ Standard design of side lock arbor is for cutting tools with straight shank having flat face.

Hydraulic Chuck
 Shrink Fit Holder
 ER Collet Chuck
 End Mill Holder & Side Lock Arbor
 Shell Mill Arbor
 Power Milling Chuck
 Morse Taper Arbor
 SK Slim Chuck
 Synchro Tapping Chuck
 Tapping ER Chuck
 Tapping Chuck
 Face Mill Arbor
 NC Drill Chuck & Other Tool Holders
 Boring System
 Accessory & Others

SIDE LOCK BOLT (For END MILL HOLDER & SIDE LOCK ARBOR)

PART



Unit : mm

SLA & EMH ID	M		L	
	SLA	EMH	SLA	EMH
6	M5x0.8	M6x1.0	8	10.5
8	M6x1.0	M8x1.25	10	10.5
10	M8x1.25	M10x1.5	12	12.5
12	M10x1.5	M12x1.75	14	16.5
14	M10x1.5	M12x1.75	14	15
16	M12x1.75	M14x2.0	12	16.5
18	-	M14x2.0	-	16.5
20	M12x1.75	M16x2.0	16	16.5
25	M14x2.0	M18x2.0	14	20.5
32	M16x2.0	M20x2.0	16	20.5
40	M16x2.0	M20x2.0	16	25.5
42	M16x2.0	-	16	-
50	-	M24x2.0	-	25.5
50.8	M20x2.5	-	25	-