

SSK TOOLING SYSTEM

SK SLIM CHUCK

- SK SCHLANKE FUTTER
- MANDRIN TYPE SK MINCE
- SK MANDRINI SOTTILI
- PORTAHERRAMIENTAS SK EJE REDUCIDO

CBT (BT DUAL CONTACT)

JIS B6339/MAS 403-BT

DIN 69893/ISO 12164-1-HSK

ISO 20/25

STRAIGHT-K

ACCESSORY & PART

SK COLLET

SK NUT



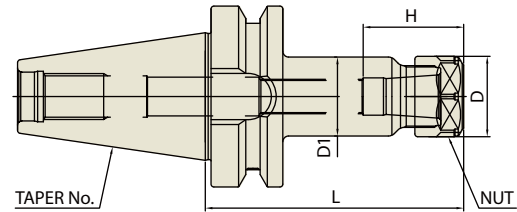
SSK

SK SLIM CHUCK

SSK Supreme

SKA

SK SCHLANKE FUTTER
 MANDRIN TYPE SK MINCE
 SK MANDRINI SOTTILI
 PORTAHERRAMIENTAS SK EJE REDUCIDO



■ CBT (BT DUAL CONTACT)

CBT	Taper Accuracy AT3	G Value 2.5	RPM 25,000	Coolant System AD
-----	-----------------------	----------------	---------------	----------------------

Unit : mm

TAPER No.	MODEL No.	CLAMPING RANGE	L	D	D1	H	COLLET	WEIGHT (Kg)
30	CBT30-SKA06-60	1.8 - 6.0	60	20	19.5	31	SKC6	0.70
	CBT30-SKA06-90	1.8 - 6.0	90	20	19.5	31	SKC6	0.80
	CBT30-SKA10-60	1.75 - 10.0	60	28	27.5	35	SKC10	0.90
	CBT30-SKA10-90	1.75 - 10.0	90	28	27.5	35	SKC10	1.00
	CBT30-SKA13-60	2.75 - 13.0	60	33	33	43.6	SKC13	1.00
	CBT30-SKA13-90	2.75 - 13.0	90	33	33	43.6	SKC13	1.10
	CBT30-SKA16-60	2.75 - 16.0	60	40	40	52	SKC16	1.10
	CBT30-SKA16-90	2.75 - 16.0	90	40	40	52	SKC16	1.20
	CBT30-SKA20-60	3.5 - 20.0	60	48.5	40	59.6	SKC20	1.30
	CBT30-SKA20-90	3.5 - 20.0	90	48.5	40	59.6	SKC20	1.40
40	CBT30-SKA25-90	16.0 - 25.4	90	55	45	63.4	SKC25	1.50
	CBT40-SKA06-90	1.8 - 6.0	90	20	19.5	31	SKC6	1.10
	CBT40-SKA06-120	1.8 - 6.0	120	20	19.5	31	SKC6	1.40
	CBT40-SKA06-150	1.8 - 6.0	150	20	19.5	31	SKC6	1.50
	CBT40-SKA10-90	1.75 - 10.0	90	28	27.5	35	SKC10	1.20
	CBT40-SKA10-120	1.75 - 10.0	120	28	27.5	35	SKC10	1.40
	CBT40-SKA10-150	1.75 - 10.0	150	28	27.5	35	SKC10	1.60
	CBT40-SKA13-90	2.75 - 13.0	90	33	33	43.6	SKC13	1.40
	CBT40-SKA13-120	2.75 - 13.0	120	33	33	43.6	SKC13	1.60
	CBT40-SKA13-150	2.75 - 13.0	150	33	33	43.6	SKC13	1.80
	CBT40-SKA16-90	2.75 - 16.0	90	40	40	52	SKC16	1.50
	CBT40-SKA16-120	2.75 - 16.0	120	40	40	52	SKC16	1.70
	CBT40-SKA16-150	2.75 - 16.0	150	40	40	52	SKC16	1.90
	CBT40-SKA20-90	3.5 - 20.0	90	48.5	48.5	59.6	SKC20	1.60
	CBT40-SKA20-120	3.5 - 20.0	120	48.5	48.5	59.6	SKC20	2.00
	CBT40-SKA20-150	3.5 - 20.0	150	48.5	48.5	59.6	SKC20	2.40
	CBT40-SKA25-90	16.0 - 25.4	90	55	55	63.4	SKC25	1.80
	CBT40-SKA25-120	16.0 - 25.4	120	55	55	63.4	SKC25	2.00
CBT40-SKA25-150	16.0 - 25.4	150	55	55	63.4	SKC25	2.30	

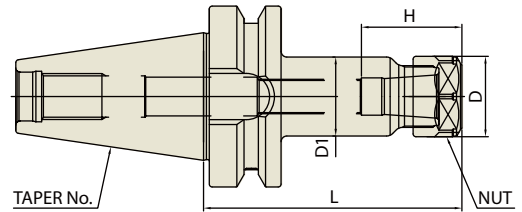
- ▶ SK(DIN 69871) and CAT(ANSI B5.50) taper products available.
- ▶ For applicable SKC collet, please refer to page 172~173.

SK SLIM CHUCK

SSK **Supreme**

SKA

SK SCHLANKE FUTTER
 MANDRIN TYPE SK MINCE
 SK MANDRINI SOTTILI
 PORTAHERRAMIENTAS SK EJE REDUCIDO



■ CBT (BT DUAL CONTACT)

CBT	Taper Accuracy AT3	G Value 2.5	RPM 25,000	Coolant System AD
-----	-----------------------	----------------	---------------	----------------------

Unit : mm

TAPER No.	MODEL No.	CLAMPING RANGE	L	D	D1	H	COLLET	WEIGHT (Kg)
50	CBT50-SKA06-105	1.8 - 6.0	105	20	19.5	31	SKC6	3.80
	CBT50-SKA06-135	1.8 - 6.0	135	20	19.5	31	SKC6	3.90
	CBT50-SKA06-165	1.8 - 6.0	165	20	19.5	31	SKC6	4.00
	CBT50-SKA06-195	1.8 - 6.0	195	20	19.5	31	SKC6	4.20
	CBT50-SKA10-105	1.75 - 10.0	105	28	27.5	35	SKC10	4.20
	CBT50-SKA10-135	1.75 - 10.0	135	28	27.5	35	SKC10	4.40
	CBT50-SKA10-165	1.75 - 10.0	165	28	27.5	35	SKC10	4.60
	CBT50-SKA10-195	1.75 - 10.0	195	28	27.5	35	SKC10	4.80
	CBT50-SKA13-105	2.75 - 13.0	105	33	33	43.6	SKC13	4.50
	CBT50-SKA13-135	2.75 - 13.0	135	33	33	43.6	SKC13	4.70
	CBT50-SKA13-165	2.75 - 13.0	165	33	33	43.6	SKC13	4.90
	CBT50-SKA13-195	2.75 - 13.0	195	33	33	43.6	SKC13	5.20
	CBT50-SKA16-105	2.75 - 16.0	105	40	40	52	SKC16	4.70
	CBT50-SKA16-135	2.75 - 16.0	135	40	40	52	SKC16	4.90
	CBT50-SKA16-165	2.75 - 16.0	165	40	40	52	SKC16	5.10
	CBT50-SKA16-195	2.75 - 16.0	195	40	40	52	SKC16	5.50
	CBT50-SKA20-105	3.5 - 20.0	105	48.5	48.5	59.6	SKC20	4.30
	CBT50-SKA20-135	3.5 - 20.0	135	48.5	48.5	59.6	SKC20	4.60
	CBT50-SKA20-165	3.5 - 20.0	165	48.5	48.5	59.6	SKC20	5.00
	CBT50-SKA20-195	3.5 - 20.0	195	48.5	48.5	59.6	SKC20	5.40
CBT50-SKA25-105	16.0 - 25.4	105	55	55	63.4	SKC25	5.20	
CBT50-SKA25-135	16.0 - 25.4	135	55	55	63.4	SKC25	5.40	
CBT50-SKA25-165	16.0 - 25.4	165	55	55	63.4	SKC25	5.60	
CBT50-SKA25-195	16.0 - 25.4	195	55	55	63.4	SKC25	6.00	

- ▶ SK(DIN 69871) and CAT(ANSI B5.50) taper products available.
- ▶ For applicable SKC collet, please refer to page 172~173.

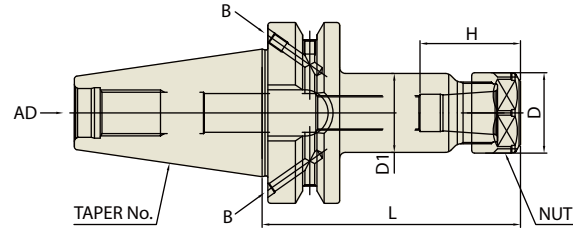
Hydraulic Chuck
 Shrink Fit Holder
 ER Collet Chuck
 End Mill Holder & Side Lock Arbor
 Shell Mill Arbor
 Power Milling Chuck
 Morse Taper Arbor
 SK Slim Chuck
 Synchro Tapping Chuck
 Tapping ER Chuck
 Tapping Chuck
 Face Mill Arbor
 NC Drill Chuck & Other Tool Holders
 Boring System
 Accessory & Others

SK SLIM CHUCK

SSK Supreme

SKA

SK SCHLANKE FUTTER
MANDRIN TYPE SK MINCE
SK MANDRINI SOTTILI
PORTAHERRAMIENTAS SK EJE REDUCIDO



■ JIS B6339/MAS 403-BT

JIS B6339 -BT	Taper Accuracy AT3	G Value 2.5	RPM 25,000	Coolant System AD or AD/B
------------------	--------------------------	----------------	---------------	---------------------------------

Unit : mm

TAPER No.	MODEL No.	CLAMPING RANGE	L	D	D1	H	COLLET	WEIGHT (Kg)
30	BT30-SKA06-60	1.8 - 6.0	60	20	19.5	31	SKC6	0.70
	BT30-SKA06-90	1.8 - 6.0	90	20	19.5	31	SKC6	0.80
	BT30-SKA10-60	1.75 - 10.0	60	28	27.5	35	SKC10	0.90
	BT30-SKA10-90	1.75 - 10.0	90	28	27.5	35	SKC10	1.00
	BT30-SKA13-60	2.75 - 13.0	60	33	33	43.6	SKC13	1.00
	BT30-SKA13-90	2.75 - 13.0	90	33	33	43.6	SKC13	1.10
	BT30-SKA16-60	2.75 - 16.0	60	40	40	52	SKC16	1.10
	BT30-SKA16-90	2.75 - 16.0	90	40	40	52	SKC16	1.20
	BT30-SKA20-60	3.5 - 20.0	60	40	48.5	59.6	SKC20	1.30
	BT30-SKA20-90	3.5 - 20.0	90	40	48.5	59.6	SKC20	1.40
	BT30-SKA25-90	16.0 - 25.4	90	45	55	63.4	SKC25	1.50
40	BT40AD/B-SKA06-90	1.8 - 6.0	90	20	19.5	31	SKC6	1.10
	BT40AD/B-SKA06-120	1.8 - 6.0	120	20	19.5	31	SKC6	1.40
	BT40AD/B-SKA06-150	1.8 - 6.0	150	20	19.5	31	SKC6	1.50
	BT40AD/B-SKA10-90	1.75 - 10.0	90	28	27.5	35	SKC10	1.20
	BT40AD/B-SKA10-120	1.75 - 10.0	120	28	27.5	35	SKC10	1.40
	BT40AD/B-SKA10-150	1.75 - 10.0	150	28	27.5	35	SKC10	1.60
	BT40AD/B-SKA13-90	2.75 - 13.0	90	33	33	43.6	SKC13	1.40
	BT40AD/B-SKA13-120	2.75 - 13.0	120	33	33	43.6	SKC13	1.60
	BT40AD/B-SKA13-150	2.75 - 13.0	150	33	33	43.6	SKC13	1.80
	BT40AD/B-SKA16-90	2.75 - 16.0	90	40	40	52	SKC16	1.50
	BT40AD/B-SKA16-120	2.75 - 16.0	120	40	40	52	SKC16	1.70
	BT40AD/B-SKA16-150	2.75 - 16.0	150	40	40	52	SKC16	1.90
	BT40AD/B-SKA20-90	3.5 - 20.0	90	48.5	48.5	59.6	SKC20	1.60
	BT40AD/B-SKA20-120	3.5 - 20.0	120	48.5	48.5	59.6	SKC20	2.00
	BT40AD/B-SKA20-150	3.5 - 20.0	150	48.5	48.5	59.6	SKC20	2.40
	BT40AD/B-SKA25-90	16.0 - 25.4	90	55	55	63.4	SKC25	1.80
	BT40AD/B-SKA25-120	16.0 - 25.4	120	55	55	63.4	SKC25	2.00
	BT40AD/B-SKA25-150	16.0 - 25.4	150	55	55	63.4	SKC25	2.30

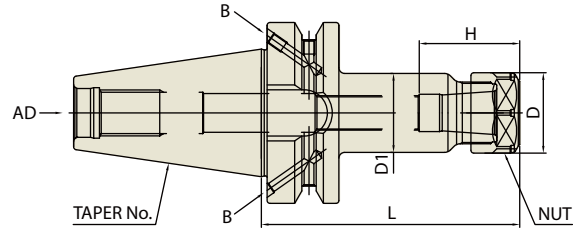
- ▶ SK(DIN 69871) and CAT(ANSI B5.50) taper products available.
- ▶ For applicable SKC collet, please refer to page 172~173.

SK SLIM CHUCK

SSK Supreme

SKA

SK SCHLANKE FUTTER
 MANDRIN TYPE SK MINCE
 SK MANDRINI SOTTILI
 PORTAHERRAMIENTAS SK EJE REDUCIDO



■ JIS B6339/MAS 403-BT

JIS B6339 -BT	Taper Accuracy AT3	G Value 2.5	RPM 25,000	Coolant System AD/B
------------------	--------------------------	----------------	---------------	---------------------------

Unit : mm

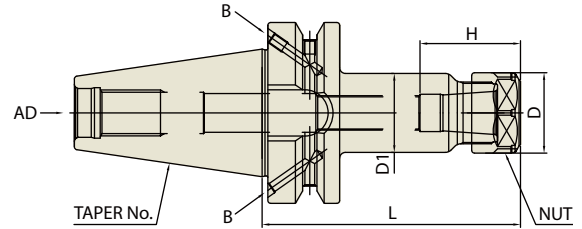
TAPER No.	MODEL No.	CLAMPING RANGE	L	D	D1	H	COLLET	WEIGHT (Kg)
50	BT50AD/B-SKA06-105	1.8 - 6.0	105	20	19.5	31	SKC6	3.80
	BT50AD/B-SKA06-135	1.8 - 6.0	135	20	19.5	31	SKC6	3.90
	BT50AD/B-SKA06-165	1.8 - 6.0	165	20	19.5	31	SKC6	4.00
	BT50AD/B-SKA06-195	1.8 - 6.0	195	20	19.5	31	SKC6	4.20
	BT50AD/B-SKA10-105	1.75 - 10.0	105	28	27.5	35	SKC10	4.20
	BT50AD/B-SKA10-135	1.75 - 10.0	135	28	27.5	35	SKC10	4.40
	BT50AD/B-SKA10-165	1.75 - 10.0	165	28	27.5	35	SKC10	4.60
	BT50AD/B-SKA10-195	1.75 - 10.0	195	28	27.5	35	SKC10	4.80
	BT50AD/B-SKA13-105	2.75 - 13.0	105	33	33	43.6	SKC13	4.50
	BT50AD/B-SKA13-135	2.75 - 13.0	135	33	33	43.6	SKC13	4.70
	BT50AD/B-SKA13-165	2.75 - 13.0	165	33	33	43.6	SKC13	4.90
	BT50AD/B-SKA13-195	2.75 - 13.0	195	33	33	43.6	SKC13	5.20
	BT50AD/B-SKA16-105	2.75 - 16.0	105	40	40	52	SKC16	4.70
	BT50AD/B-SKA16-135	2.75 - 16.0	135	40	40	52	SKC16	4.90
	BT50AD/B-SKA16-165	2.75 - 16.0	165	40	40	52	SKC16	5.10
	BT50AD/B-SKA16-195	2.75 - 16.0	195	40	40	52	SKC16	5.50
	BT50AD/B-SKA20-105	3.5 - 20.0	105	48.5	48.5	59.6	SKC20	4.30
	BT50AD/B-SKA20-135	3.5 - 20.0	135	48.5	48.5	59.6	SKC20	4.60
	BT50AD/B-SKA20-165	3.5 - 20.0	165	48.5	48.5	59.6	SKC20	5.00
	BT50AD/B-SKA20-195	3.5 - 20.0	195	48.5	48.5	59.6	SKC20	5.40
BT50AD/B-SKA25-105	16.0 - 25.4	105	55	55	63.4	SKC25	5.20	
BT50AD/B-SKA25-135	16.0 - 25.4	135	55	55	63.4	SKC25	5.40	
BT50AD/B-SKA25-165	16.0 - 25.4	165	55	55	63.4	SKC25	5.60	
BT50AD/B-SKA25-195	16.0 - 25.4	195	55	55	63.4	SKC25	6.00	

- ▶ SK(DIN 69871) and CAT(ANSI B5.50) taper products available.
- ▶ For applicable SKC collet, please refer to page 172~173.

Hydraulic Chuck
 Shrink Fit Holder
 ER Collet Chuck
 End Mill Holder & Side Lock Arbor
 Shell Mill Arbor
 Power Milling Chuck
 Morse Taper Arbor
 SK Slim Chuck
 Synchro Tapping Chuck
 Tapping ER Chuck
 Tapping Chuck
 Face Mill Arbor
 NC Drill Chuck & Other Tool Holders
 Boring System
 Accessory & Others

SK SLIM CHUCK

SK SCHLANKE FUTTER
MANDRIN TYPE SK MINCE
SK MANDRINI SOTTILI
PORTAHERRAMIENTAS SK EJE REDUCIDO



■ JIS B6339/MAS 403-BT

JIS B6339 -BT	Taper Accuracy AT3	G Value 6.3	RPM 15,000	Coolant System AD
------------------	--------------------------	----------------	---------------	-------------------------

Unit : mm

TAPER No.	MODEL No.	CLAMPING RANGE	L	D	D1	H	COLLET	WEIGHT (Kg)
30	BT30-SKA06-60	1.8 - 6.0	60	20	19.5	31	SKC6	0.70
	BT30-SKA06-90	1.8 - 6.0	90	20	19.5	31	SKC6	0.80
	BT30-SKA10-60	1.75 - 10.0	60	28	27.5	35	SKC10	0.90
	BT30-SKA10-90	1.75 - 10.0	90	28	27.5	35	SKC10	1.00
	BT30-SKA13-60	2.75 - 13.0	60	33	33	43.6	SKC13	1.00
	BT30-SKA13-90	2.75 - 13.0	90	33	33	43.6	SKC13	1.10
	BT30-SKA16-60	2.75 - 16.0	60	40	40	52	SKC16	1.10
	BT30-SKA16-90	2.75 - 16.0	90	40	40	52	SKC16	1.20
	BT30-SKA20-60	3.5 - 20.0	60	48.5	40	59.6	SKC20	1.30
	BT30-SKA20-90	3.5 - 20.0	90	48.5	40	59.6	SKC20	1.40
40	BT30-SKA25-90	16.0 - 25.4	90	55	45	63.4	SKC25	1.50
	BT40-SKA06-90	1.8 - 6.0	90	20	19.5	31	SKC6	1.10
	BT40-SKA06-120	1.8 - 6.0	120	20	19.5	31	SKC6	1.40
	BT40-SKA06-150	1.8 - 6.0	150	20	19.5	31	SKC6	1.50
	BT40-SKA10-90	1.75 - 10.0	90	28	27.5	35	SKC10	1.20
	BT40-SKA10-120	1.75 - 10.0	120	28	27.5	35	SKC10	1.40
	BT40-SKA10-150	1.75 - 10.0	150	28	27.5	35	SKC10	1.60
	BT40-SKA13-90	2.75 - 13.0	90	33	33	43.6	SKC13	1.40
	BT40-SKA13-120	2.75 - 13.0	120	33	33	43.6	SKC13	1.60
	BT40-SKA13-150	2.75 - 13.0	150	33	33	43.6	SKC13	1.80
	BT40-SKA16-90	2.75 - 16.0	90	40	40	52	SKC16	1.50
	BT40-SKA16-120	2.75 - 16.0	120	40	40	52	SKC16	1.70
	BT40-SKA16-150	2.75 - 16.0	150	40	40	52	SKC16	1.90
	BT40-SKA20-90	3.5 - 20.0	90	48.5	48.5	59.6	SKC20	1.60
	BT40-SKA20-120	3.5 - 20.0	120	48.5	48.5	59.6	SKC20	2.00
	BT40-SKA20-150	3.5 - 20.0	150	48.5	48.5	59.6	SKC20	2.40
	BT40-SKA25-90	16.0 - 25.4	90	55	55	63.4	SKC25	1.80
	BT40-SKA25-120	16.0 - 25.4	120	55	55	63.4	SKC25	2.00
	BT40-SKA25-150	16.0 - 25.4	150	55	55	63.4	SKC25	2.30

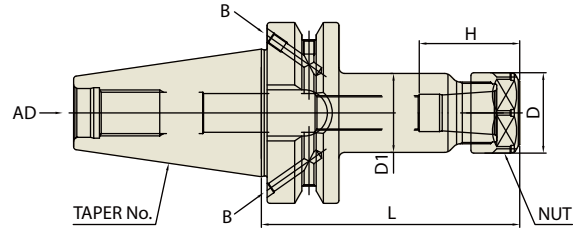
- ▶ SK(DIN 69871) and CAT(ANSI B5.50) taper products available.
- ▶ For applicable SKC collet, please refer to page 172~173.

SK SLIM CHUCK

SSK **POP**

SKA

SK SCHLANKE FUTTER
MANDRIN TYPE SK MINCE
SK MANDRINI SOTTILI
PORTAHERRAMIENTAS SK EJE REDUCIDO



■ JIS B6339/MAS 403-BT

JIS B6339 -BT	Taper Accuracy AT3	G Value 6.3	RPM 15,000	Coolant System AD
------------------	--------------------------	----------------	---------------	-------------------------

Unit : mm

TAPER No.	MODEL No.	CLAMPING RANGE	L	D	D1	H	COLLET	WEIGHT (Kg)
50	BT50-SKA06-105	1.8 - 6.0	105	20	19.5	31	SKC6	3.80
	BT50-SKA06-135	1.8 - 6.0	135	20	19.5	31	SKC6	3.90
	BT50-SKA06-165	1.8 - 6.0	165	20	19.5	31	SKC6	4.00
	BT50-SKA06-195	1.8 - 6.0	195	20	19.5	31	SKC6	4.20
	BT50-SKA10-105	1.75 - 10.0	105	28	27.5	35	SKC10	4.20
	BT50-SKA10-135	1.75 - 10.0	135	28	27.5	35	SKC10	4.40
	BT50-SKA10-165	1.75 - 10.0	165	28	27.5	35	SKC10	4.60
	BT50-SKA10-195	1.75 - 10.0	195	28	27.5	35	SKC10	4.80
	BT50-SKA13-105	2.75 - 13.0	105	33	33	43.6	SKC13	4.50
	BT50-SKA13-135	2.75 - 13.0	135	33	33	43.6	SKC13	4.70
	BT50-SKA13-165	2.75 - 13.0	165	33	33	43.6	SKC13	4.90
	BT50-SKA13-195	2.75 - 13.0	195	33	33	43.6	SKC13	5.20
	BT50-SKA16-105	2.75 - 16.0	105	40	40	52	SKC16	4.70
	BT50-SKA16-135	2.75 - 16.0	135	40	40	52	SKC16	4.90
	BT50-SKA16-165	2.75 - 16.0	165	40	40	52	SKC16	5.10
	BT50-SKA16-195	2.75 - 16.0	195	40	40	52	SKC16	5.50
	BT50-SKA20-105	3.5 - 20.0	105	48.5	48.5	59.6	SKC20	4.30
	BT50-SKA20-135	3.5 - 20.0	135	48.5	48.5	59.6	SKC20	4.60
	BT50-SKA20-165	3.5 - 20.0	165	48.5	48.5	59.6	SKC20	5.00
	BT50-SKA20-195	3.5 - 20.0	195	48.5	48.5	59.6	SKC20	5.40
BT50-SKA25-105	16.0 - 25.4	105	55	55	63.4	SKC25	5.20	
BT50-SKA25-135	16.0 - 25.4	135	55	55	63.4	SKC25	5.40	
BT50-SKA25-165	16.0 - 25.4	165	55	55	63.4	SKC25	5.60	
BT50-SKA25-195	16.0 - 25.4	195	55	55	63.4	SKC25	6.00	

- ▶ SK(DIN 69871) and CAT(ANSI B5.50) taper products available.
- ▶ For applicable SKC collet, please refer to page 172~173.

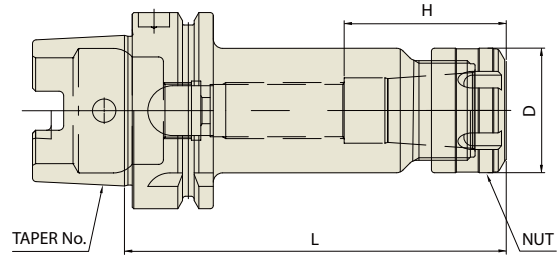
Hydraulic Chuck
Shrink Fit Holder
ER Collet Chuck
End Mill Holder & Side Lock Arbor
Shell Mill Arbor
Power Milling Chuck
Morse Taper Arbor
SK Slim Chuck
Synchro Tapping Chuck
Tapping ER Chuck
Tapping Chuck
Face Mill Arbor
NC Drill Chuck & Other Tool Holders
Boring System
Accessory & Others

SK SLIM CHUCK

SSK Supreme

SKA

SK SCHLANKE FUTTER
MANDRIN TYPE SK MINCE
SK MANDRINI SOTTILI
PORTAHERRAMIENTAS SK EJE REDUCIDO



DIN 69893 - HSK	Taper Accuracy	G Value	RPM	Coolant System
	-	2.5	25,000	AD

■ DIN 69893/ISO 12164-1-HSK FORM A

Unit : mm

TAPER No.	MODEL No.	CLAMPING RANGE	L	D	D1	H	COLLET	WEIGHT (Kg)
32A	HSK32A-SKA06-50	1.8 - 6.0	50	20	19.5	31	SKC6	0.50
	HSK32A-SKA10-60	1.75 - 10.0	60	28	26	35	SKC10	0.70
40A	HSK40A-SKA06-60	1.8 - 6.0	60	20	19.5	31	SKC6	0.70
	HSK40A-SKA10-60	1.75 - 10.0	60	28	27.5	35	SKC10	0.90
	HSK40A-SKA13-80	2.75 - 13.0	80	33	33	43.6	SKC13	1.00
50A	HSK50A-SKA06-80	1.8 - 6.0	80	20	19.5	31	SKC6	0.90
	HSK50A-SKA10-100	1.75 - 10.0	100	28	27.5	35	SKC10	1.10
	HSK50A-SKA13-100	2.75 - 13.0	100	33	33	43.6	SKC13	1.20
63A	HSK63A-SKA06-100	1.8 - 6.0	100	20	19.5	31	SKC6	1.40
	HSK63A-SKA10-100	1.75 - 10.0	100	28	27.5	35	SKC10	1.60
	HSK63A-SKA13-100	2.75 - 13.0	100	33	33	43.6	SKC13	1.70
	HSK63A-SKA16-120	2.75 - 16.0	120	40	40	52	SKC16	1.70
	HSK63A-SKA20-120	3.5 - 20.0	120	48.5	48.5	59.6	SKC20	2.10
80A	HSK80A-SKA06-120	1.8 - 6.0	120	20	19.5	31	SKC6	
	HSK80A-SKA10-120	1.75 - 10.0	120	28	27.5	35	SKC10	
	HSK80A-SKA13-120	2.75 - 13.0	120	33	33	43.6	SKC13	
	HSK80A-SKA16-120	2.75 - 16.0	120	40	40	52	SKC16	
	HSK80A-SKA20-130	3.5 - 20.0	130	48.5	48.5	59.6	SKC20	
	HSK80A-SKA25-150	16.0 - 25.4	150	55	55	63.4	SKC25	
100A	HSK100A-SKA06-120	1.8 - 6.0	120	20	19.5	31	SKC6	4.00
	HSK100A-SKA10-150	1.75 - 10.0	150	28	27.5	35	SKC10	4.50
	HSK100A-SKA13-150	2.75 - 13.0	150	33	33	43.6	SKC13	4.60
	HSK100A-SKA16-150	2.75 - 16.0	150	40	40	52	SKC16	5.10
	HSK100A-SKA20-150	3.5 - 20.0	150	48.5	48.5	59.6	SKC20	5.40
	HSK100A-SKA25-160	16.0 - 25.4	160	55	55	63.4	SKC25	5.50

■ DIN 69893/ISO 12164-1-HSK FORM E

Unit : mm

TAPER No.	MODEL No.	CLAMPING RANGE	L	D	D1	H	COLLET	WEIGHT (Kg)
25E	HSK25E-SKA06-45	1.8 - 6.0	45	20	19.5	31	SKC6	
	HSK25E-SKA10-50	1.75 - 10.0	50	28	21.5	35	SKC10	
32E	HSK32E-SKA06-50	1.8 - 6.0	50	20	19.5	31	SKC6	0.50
	HSK32E-SKA10-60	1.75 - 10.0	60	28	26	35	SKC10	0.70
40E	HSK40E-SKA06-60	1.8 - 6.0	60	20	19.5	31	SKC6	0.70
	HSK40E-SKA10-60	1.75 - 10.0	60	28	27.5	35	SKC10	0.90
	HSK40E-SKA13-80	2.75 - 13.0	80	33	33	43.6	SKC13	1.00

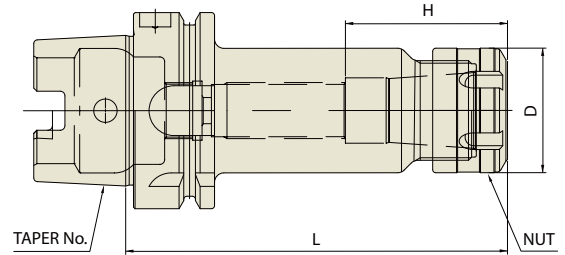
- ▶ SK(DIN 69871) and CAT(ANSI B5.50) taper products available.
- ▶ For applicable SKC collet, please refer to page 172~173.

SK SLIM CHUCK

SSK POP

SKA

SK SCHLANKE FUTTER
MANDRIN TYPE SK MINCE
SK MANDRINI SOTTILI
PORTAHERRAMIENTAS SK EJE REDUCIDO



DIN 69893 - HSK	Taper Accuracy	G Value	RPM	Coolant System
-	-	6.3	15,000	AD

■ DIN 69893/ISO 12164-1-HSK FORM A

Unit : mm

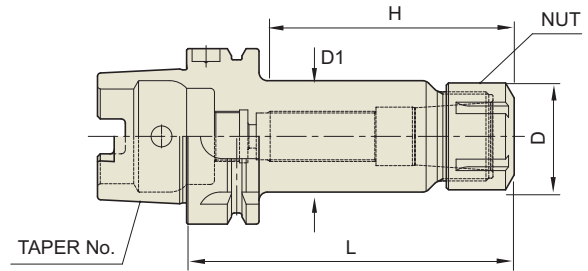
TAPER No.	MODEL No.	CLAMPING RANGE	L	D	D1	H	COLLET	WEIGHT (Kg)
32A	HSK32A-SKA06-50	1.8 - 6.0	50	20	19.5	31	SKC6	0.50
	HSK32A-SKA10-60	1.75 - 10.0	60	28	26	35	SKC10	0.70
40A	HSK40A-SKA06-60	1.8 - 6.0	60	20	19.5	31	SKC6	0.70
	HSK40A-SKA10-60	1.75 - 10.0	60	28	27.5	35	SKC10	0.90
	HSK40A-SKA13-80	2.75 - 13.0	80	33	33	43.6	SKC13	1.00
50A	HSK50A-SKA06-80	1.8 - 6.0	80	20	19.5	31	SKC6	0.90
	HSK50A-SKA10-100	1.75 - 10.0	100	28	27.5	35	SKC10	1.10
	HSK50A-SKA13-100	2.75 - 13.0	100	33	33	43.6	SKC13	1.20
63A	HSK63A-SKA06-100	1.8 - 6.0	100	20	19.5	31	SKC6	1.40
	HSK63A-SKA10-100	1.75 - 10.0	100	28	27.5	35	SKC10	1.60
	HSK63A-SKA13-100	2.75 - 13.0	100	33	33	43.6	SKC13	1.70
	HSK63A-SKA16-120	2.75 - 16.0	120	40	40	52	SKC16	1.70
	HSK63A-SKA20-120	3.5 - 20.0	120	48.5	48.5	59.6	SKC20	2.10
	HSK63A-SKA25-150	16.0 - 25.4	150	55	55	63.4	SKC25	2.40
80A	HSK80A-SKA06-120	1.8 - 6.0	120	20	19.5	31	SKC6	
	HSK80A-SKA10-120	1.75 - 10.0	120	28	27.5	35	SKC10	
	HSK80A-SKA13-120	2.75 - 13.0	120	33	33	43.6	SKC13	
	HSK80A-SKA16-120	2.75 - 16.0	120	40	40	52	SKC16	
	HSK80A-SKA20-130	3.5 - 20.0	130	48.5	48.5	59.6	SKC20	
	HSK80A-SKA25-150	16.0 - 25.4	150	55	55	63.4	SKC25	
100A	HSK100A-SKA06-120	1.8 - 6.0	120	20	19.5	31	SKC6	4.00
	HSK100A-SKA10-150	1.75 - 10.0	150	28	27.5	35	SKC10	4.50
	HSK100A-SKA13-150	2.75 - 13.0	150	33	33	43.6	SKC13	4.60
	HSK100A-SKA16-150	2.75 - 16.0	150	40	40	52	SKC16	5.10
	HSK100A-SKA20-150	3.5 - 20.0	150	48.5	48.5	59.6	SKC20	5.40
	HSK100A-SKA25-160	16.0 - 25.4	160	55	55	63.4	SKC25	5.50

- ▶ SK(DIN 69871) and CAT(ANSI B5.50) taper products available.
- ▶ For applicable SKC collet, please refer to page 172~173.

Hydraulic Chuck
Shrink Fit Holder
ER Collet Chuck
End Mill Holder & Side Lock Arbor
Shell Mill Arbor
Power Milling Chuck
Morse Taper Arbor
SK Slim Chuck
Synchro Tapping Chuck
Tapping ER Chuck
Tapping Chuck
Face Mill Arbor
NC Drill Chuck & Other Tool Holders
Boring System
Accessory & Others

SK SLIM CHUCK

SK SCHLANKE FUTTER
MANDRIN TYPE SK MINCE
SK MANDRINI SOTTILI
PORTAHERRAMIENTAS SK EJE REDUCIDO



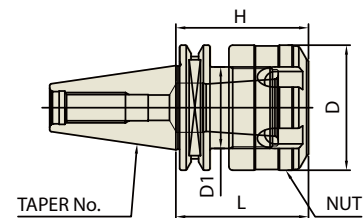
■ DIN 69893/ISO 12164-1-HSK FORM E

DIN 69893
- HSKTaper
Accuracy
-G Value
6.3RPM
15,000Coolant
System
AD

Unit : mm

TAPER No.	MODEL No.	CLAMPING RANGE	L	D	D1	H	COLLET	WEIGHT (Kg)
25E	HSK25E-SKA06-45	1.8 - 6.0	45	20	19.5	31	SKC6	
	HSK25E-SKA10-50	1.75 - 10.0	50	28	21.5	35	SKC10	
32E	HSK32E-SKA06-50	1.8 - 6.0	50	20	19.5	31	SKC6	0.50
	HSK32E-SKA10-60	1.75 - 10.0	60	28	26	35	SKC10	0.70
40E	HSK40E-SKA06-60	1.8 - 6.0	60	20	19.5	31	SKC6	0.70
	HSK40E-SKA10-60	1.75 - 10.0	60	28	27.5	35	SKC10	0.90
	HSK40E-SKA13-80	2.75 - 13.0	80	33	33	43.6	SKC13	1.00

- ▶ SK(DIN 69871) and CAT(ANSI B5.50) taper products available.
- ▶ For applicable SKC collet, please refer to page 172~173.

SK SLIM CHUCK **NEW**

■ ISO 20/25

ISO 20/25

Taper
Accuracy
AT3G Value
2.5RPM
30,000Coolant
System
AD

Unit : mm

TAPER No.	MODEL No.	CLAMPING RANGE	L	D	D1	H	COLLET	WEIGHT (Kg)
20	ISO20-SKA10-35	1.75 - 10.0	35	33	21.5	35	SKC10	0.50
25	ISO25-SKA10-35	1.75 - 10.0	35	33	21.5	35	SKC10	0.70

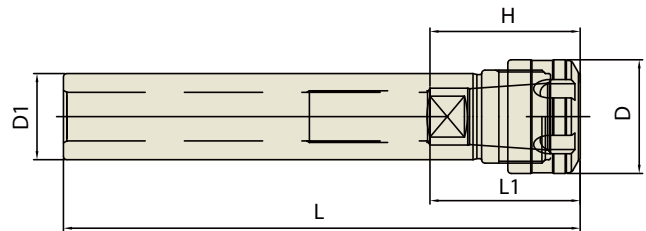
- ▶ Higher balancing grade is available upon request.
- ▶ To be supplied with assembling of pull stud bolt.

SK SLIM CHUCK

SSK POP

SKA

SK SCHLANKE FUTTER - GERADEAUS SCHAFT
 MANDRIN TYPE SK MINCE - TOUT DROIT TIGE
 SK MANDRINI SOTTILI - TIBIA DIRITTA
 PORTAHERRAMIENTAS SK EJE REDUCIDO - CANA RECTA



■ STRAIGHT-K

Unit : mm

TAPER No.	MODEL No.	CLAMPING RANGE	L	L1	D	D1	H	COLLET	WEIGHT (Kg)
20	K20-SKA06-100	1.8 - 6.0	100	21 - 35	20	20	31	SKC6	0.20
	K20-SKA06-140	1.8 - 6.0	140	21 - 35	20	20	31	SKC6	0.30
	K20-SKA10-100	1.75 - 10.0	100	30 - 50	28	20	35	SKC10	0.20
	K20-SKA10-140	1.75 - 10.0	140	30 - 50	28	20	35	SKC10	0.30
25	K25-SKA06-100	1.8 - 6.0	100	21 - 35	20	25	31	SKC6	0.30
	K25-SKA06-140	1.8 - 6.0	140	21 - 35	20	25	31	SKC6	0.50
	K25-SKA10-100	1.75 - 10.0	100	30 - 50	28	25	35	SKC10	0.30
	K25-SKA10-150	1.75 - 10.0	150	30 - 50	28	25	35	SKC10	0.50
	K25-SKA13-100	2.75 - 13.0	100	31 - 65	33	25	43.6	SKC13	0.40
	K25-SKA13-150	2.75 - 13.0	150	31 - 65	33	25	43.6	SKC13	0.60
32	K32-SKA10-100	1.75 - 10.0	100	30 - 50	28	32	35	SKC10	0.50
	K32-SKA10-150	1.75 - 10.0	150	30 - 50	28	32	35	SKC10	0.70
	K32-SKA13-100	2.75 - 13.0	100	31 - 65	33	32	43.6	SKC13	1.00
	K32-SKA13-150	2.75 - 13.0	150	31 - 65	33	32	43.6	SKC13	1.20
	K32-SKA16-100	2.75 - 16.0	100	40 - 70	40	32	52	SKC16	1.00
	K32-SKA16-150	2.75 - 16.0	150	40 - 70	40	32	52	SKC16	1.20
	K32-SKA20-100	3.5 - 20.0	100	47 - 80	48.5	32	59.6	SKC20	1.10
	K32-SKA20-150	3.5 - 20.0	150	47 - 80	48.5	32	59.6	SKC20	1.30

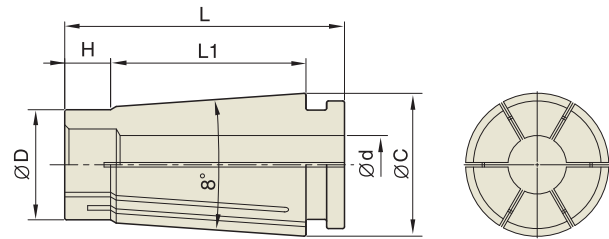
► For applicable SKC collet, please refer to page 172~173.

Hydraulic Chuck
 Shrink Fit Holder
 ER Collet Chuck
 End Mill Holder & Side Lock Arbor
 Shell Mill Arbor
 Power Milling Chuck
 Morse Taper Arbor
 SK Slim Chuck
 Synchro Tapping Chuck
 Tapping ER Chuck
 Tapping Chuck
 Face Mill Arbor
 NC Drill Chuck & Other Tool Holders
 Boring System
 Accessory & Others

SK COLLET

SKC

SK SCHLANKE FUTTER SPANNZANGE
 MANDRIN TYPE SK MINCE PINCE DE SERRAGE
 SK MANDRINI SOTTILI PINZA DI SERRAGGIO
 PORTAHERRAMIENTAS SK EJE REDUCIDO PINZA PORTAPIEZAS



◇ T.I.R : ≤0.005mm at 3D

Unit : mm

TYPE	MODEL No.	CLAMPING RANGE (d)	TYPE	MODEL No.	CLAMPING RANGE (d)	TYPE	MODEL No.	CLAMPING RANGE (d)
SKC6	SKC6-2	1.8 - 2.0	SKC10	SKC10-2	1.75 - 2.0	SKC13	SKC13-3	2.75 - 3.0
	SKC6-2.5	2.3 - 2.5		SKC10-2.5	2.25 - 2.5		SKC13-3.5	3.0 - 3.5
	SKC6-3	2.8 - 3.0		SKC10-3	2.75 - 3.0		SKC13-4	3.5 - 4.0
	SKC6-3.5	3.0 - 3.5		SKC10-3.5	3.0 - 3.5		SKC13-4.5	4.0 - 4.5
	SKC6-4	3.5 - 4.0		SKC10-4	3.5 - 4.0		SKC13-5	4.5 - 5.0
	SKC6-4.5	4.0 - 4.5		SKC10-4.5	4.0 - 4.5		SKC13-5.5	5.0 - 5.5
	SKC6-5	4.5 - 5.0		SKC10-5	4.5 - 5.0		SKC13-6	5.5 - 6.0
	SKC6-5.5	5.0 - 5.5		SKC10-5.5	5.0 - 5.5		SKC13-6.5	6.0 - 6.5
SKC6-6	5.5 - 6.0	SKC10-6		5.5 - 6.0	SKC13-7		6.5 - 7.0	
		SKC10-6.5		6.0 - 6.5	SKC13-7.5		7.0 - 7.5	
		SKC10-7		6.5 - 7.0	SKC13-8		7.5 - 8.0	
		SKC10-7.5		7.0 - 7.5	SKC13-8.5		8.0 - 8.5	
		SKC10-8		7.5 - 8.0	SKC13-9		8.5 - 9.0	
		SKC10-8.5		8.0 - 8.5	SKC13-9.5		9.0 - 9.5	
		SKC10-9		8.5 - 9.0	SKC13-10		9.5 - 10.0	
		SKC10-9.5		9.0 - 9.5	SKC13-10.5		10.0 - 10.5	
		SKC10-10		9.5 - 10.0	SKC13-11		10.5 - 11.0	
					SKC13-11.5		11.0 - 11.5	
				SKC13-12	11.5 - 12.0			
				SKC13-12.5	12.0 - 12.5			
				SKC13-13	12.5 - 13.0			

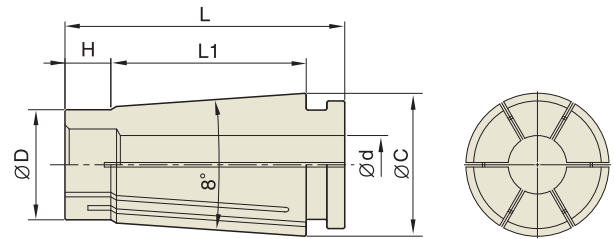
SKC COLLET DIMENSION

Unit : mm

TYPE	D	L	L1	H	C	WEIGHT (Kg)
SKC6	7.5	25.7	17.6	3.8	10	0.03
SKC10	12	32	21.3	5	15	0.04
SKC13	15.4	39	28.3	5.5	20	
SKC16	18.8	46	32	8	24	0.06
SKC20	22.5	54.2	41	8	29	
SKC25	28.9	58.2	43	8.5	35	0.10

SK COLLET

SK SCHLANKE FUTTER SPANNZANGE
 MANDRIN TYPE SK MINCE PINCE DE SERRAGE
 SK MANDRINI SOTTILI PINZA DI SERRAGGIO
 PORTAHERRAMIENTAS SK EJE REDUCIDO PINZA PORTAPIEZAS



◇ T.I.R : ≤0.005mm at 3D

Unit : mm

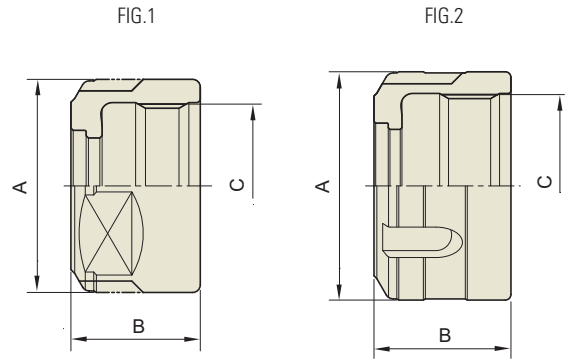
TYPE	MODEL No.	CLAMPING RANGE (d)	TYPE	MODEL No.	CLAMPING RANGE (d)	TYPE	MODEL No.	CLAMPING RANGE (d)
SKC16	SKC16-3	2.75 - 3.0	SKC20	SKC20-4	3.5 - 4.0	SKC25	SKC25-16.5	16.0 - 16.5
	SKC16-3.5	3.0 - 3.5		SKC20-4.5	4.0 - 4.5		SKC25-17	16.5 - 17.0
	SKC16-4	3.5 - 4.0		SKC20-5	4.5 - 5.0		SKC25-17.5	17.0 - 17.5
	SKC16-4.5	4.0 - 4.5		SKC20-5.5	5.0 - 5.5		SKC25-18	17.5 - 18.0
	SKC16-5	4.5 - 5.0		SKC20-6	5.5 - 6.0		SKC25-18.5	18.0 - 18.5
	SKC16-5.5	5.0 - 5.5		SKC20-6.5	6.0 - 6.5		SKC25-19	18.5 - 19.0
	SKC16-6	5.5 - 6.0		SKC20-7	6.5 - 7.0		SKC25-19.5	19.0 - 19.5
	SKC16-6.5	6.0 - 6.5		SKC20-7.5	7.0 - 7.5		SKC25-20	19.5 - 20.0
	SKC16-7	6.5 - 7.0		SKC20-8	7.5 - 8.0		SKC25-20.5	20.0 - 20.5
	SKC16-7.5	7.0 - 7.5		SKC20-8.5	8.0 - 8.5		SKC25-21	20.5 - 21.0
	SKC16-8	7.5 - 8.0		SKC20-9	8.5 - 9.0		SKC25-21.5	21.0 - 21.5
	SKC16-8.5	8.0 - 8.5		SKC20-9.5	9.0 - 9.5		SKC25-22	21.5 - 22.0
	SKC16-9	8.5 - 9.0		SKC20-10	9.5 - 10.0		SKC25-22.5	22.0 - 22.5
	SKC16-9.5	9.0 - 9.5		SKC20-10.5	10.0 - 10.5		SKC25-23	22.5 - 23.0
	SKC16-10	9.5 - 10.0		SKC20-11	10.5 - 11.0		SKC25-23.5	23.0 - 23.5
	SKC16-10.5	10.0 - 10.5		SKC20-11.5	11.0 - 11.5		SKC25-24	23.5 - 24.0
SKC16-11	10.5 - 11.0	SKC20-12		11.5 - 12.0	SKC25-24.5		24.0 - 24.5	
SKC16-11.5	10.0 - 11.5	SKC20-12.5		12.0 - 12.5	SKC25-25		24.5 - 25.0	
SKC16-12	11.5 - 12.0	SKC20-13		12.5 - 13.0	SKC25-25.4		25.0 - 25.4	
SKC16-12.5	12.0 - 12.5	SKC20-13.5		13.0 - 13.5				
SKC16-13	12.5 - 13.0	SKC20-14	13.5 - 14.0					
SKC16-13.5	13.0 - 13.5	SKC20-14.5	14.0 - 14.5					
SKC16-14	13.5 - 14.0	SKC20-15	14.5 - 15.0					
SKC16-14.5	14.0 - 14.5	SKC20-15.5	15.0 - 15.5					
SKC16-15	14.5 - 15.0	SKC20-16	15.5 - 16.0					
SKC16-15.5	15.0 - 15.5	SKC20-16.5	16.0 - 16.5					
SKC16-16	15.5 - 16.0	SKC20-17	16.5 - 17.0					
		SKC20-17.5	17.0 - 17.5					
		SKC20-18	17.5 - 18.0					
		SKC20-18.5	18.0 - 18.5					
		SKC20-19	18.5 - 19.0					
		SKC20-19.5	19.0 - 19.5					
		SKC20-20	19.5 - 20.0					

Hydraulic Chuck
 Shrink Fit Holder
 ER Collet Chuck
 End Mill Holder & Side Lock Arbor
 Shell Mill Arbor
 Power Milling Chuck
 Morse Taper Arbor
 SK Slim Chuck
 Synchro Tapping Chuck
 Tapping ER Chuck
 Tapping Chuck
 Face Mill Arbor
 NC Drill Chuck & Other Tool Holders
 Boring System
 Accessory & Others

SK NUT

PART

SKN NUSS
SKN ÉCROU
SKN DADO
SKN TUERCA



Unit : mm

TYPE	A	B	C	FIG.	WEIGHT (Kg)
SKN06	20	15	M15.5X1.0	1	0.02
SKN10	28	17	M21.5X1.0	1	0.04
SKN13	33	21	M27X1.0	2	0.05
SKN16	40	24	M32X1.5	2	0.06
SKN20	48.5	24	M40X1.0	2	0.08
SKN25	55	30	M42X1.5	2	0.10